





## Legenda

- 1) Commutatore destro
- 2) Antenna Transponder
- 3) Commutatore chiave
- 4) Relè principale
- 5) Scatola fusibili
- 6) Motorino avviamento
- 7) Teleruttore avviamento
- 8) Batteria
- 9) Fusibile regolatore
- 10) Regolatore
- 11) Alternatore
- 12) Indicatore direzione posteriore destro
- 13) Fanale posteriore
- 14) Illuminazione targa
- 15) Indicatore direzione posteriore sinistro
- 16) Serbatoio carburante
- 17) Connessione autodiagnosi
- 18) Sensore velocità
- 19) Bobina cilindro orizzontale
- 20) Bobina cilindro verticale
- 21) Candela 1° cilindro orizzontale
- 22) Candela 1° cilindro verticale
- 23) Iniettore cilindro orizzontale
- 24) Iniettore cilindro verticale
- 25) Potenzimetro farfalla
- 26) Sensore giri/fase
- 27) Interruttore stampella laterale
- 28) Centralina
- 29) Relè iniezione
- 30) Interruttore indicatore cambio in folle
- 31) Interruttore pressione olio
- 32) Interruttore posteriore STOP
- 33) Interruttore anteriore STOP
- 34) Commutatore sinistro
- 35) Sensore temperatura/pressione aria
- 36) Strumentazione (cruscotto)
- 37) Indicatore direzione anteriore sinistro
- 38) Avvisatore acustico
- 39) Proiettore
- 40) Indicatore direzione anteriore destro
- 41) Sensore temperatura olio centralina
- 42) Sensore temperatura olio strumento
- 43) Interruttore frizione
- 44) Presa mantenitore

## Fusibili

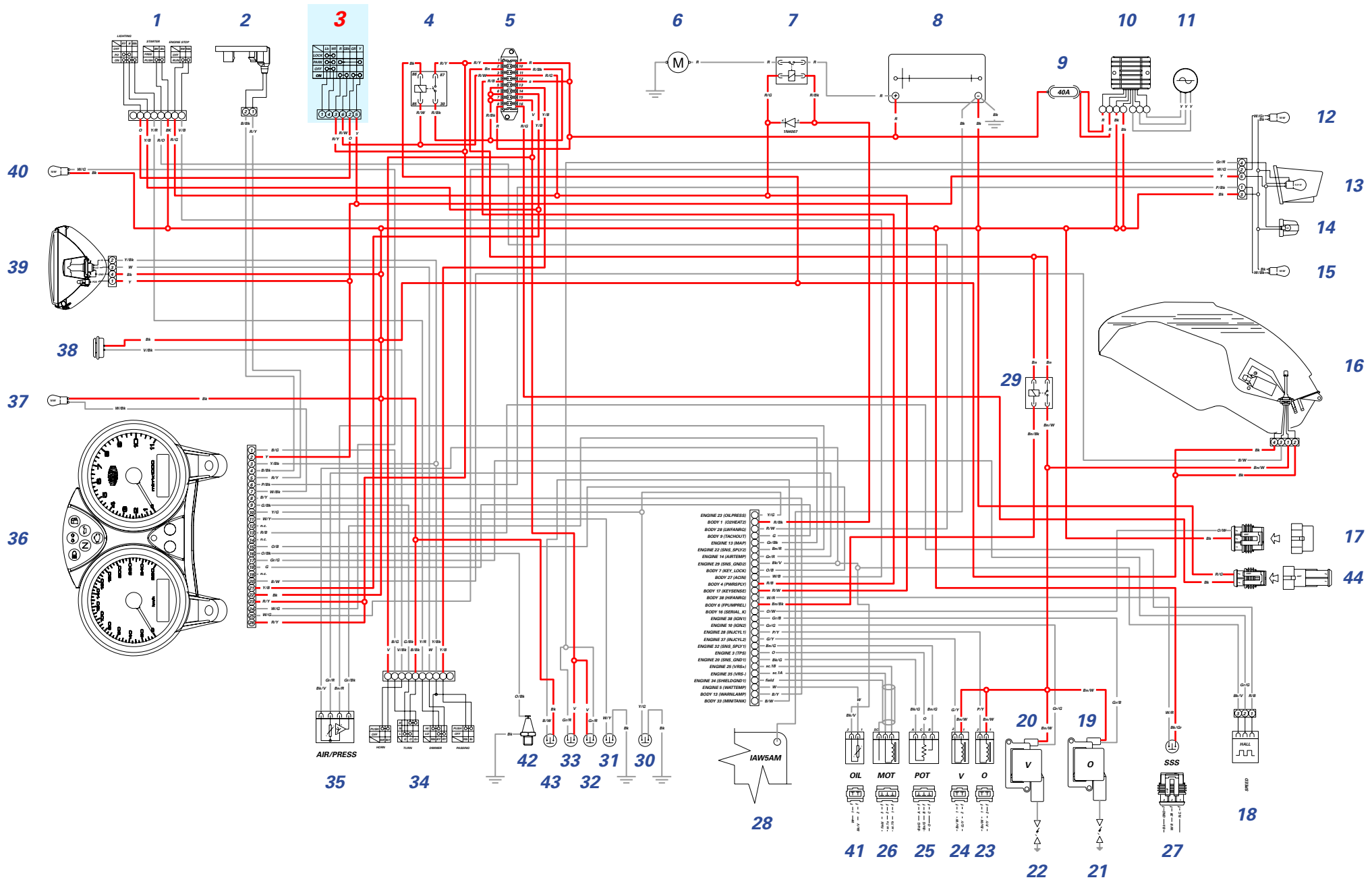
<b>Posizione</b>	<b>Utilizzatori</b>	<b>Valori</b>
<b>5 (1-9)</b>	Generale	30 A
<b>5 (2-10)</b>	Pompa carburante, iniettori, Bobine	20 A
<b>5 (3-11)</b>	Key sense	10 A
<b>5 (4-12)</b>	Alimentazione centralina	3 A
<b>5 (5-13)</b>	Passing	7,5 A
<b>5 (6-14)</b>	Luci posizione, cruscotto, abbaglianti/anabaglianti	15 A
<b>5 (7-15)</b>	Stop, claxon	10 A
<b>5 (8-16)</b>	Presse mantenitore	5 A

## Colore dei cavi

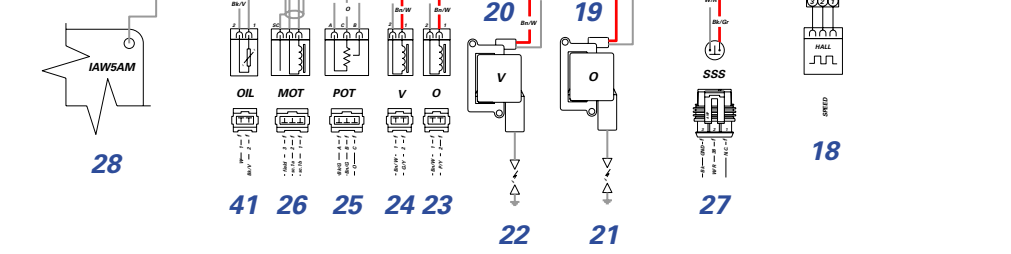
- B** Blu
- W** Bianco
- V** Viola
- Bk** Nero
- Y** Giallo
- R** Rosso
- Lb** Azzurro
- Gr** Grigio
- G** Verde
- Bn** Marrone
- O** Arancio
- P** Rosa

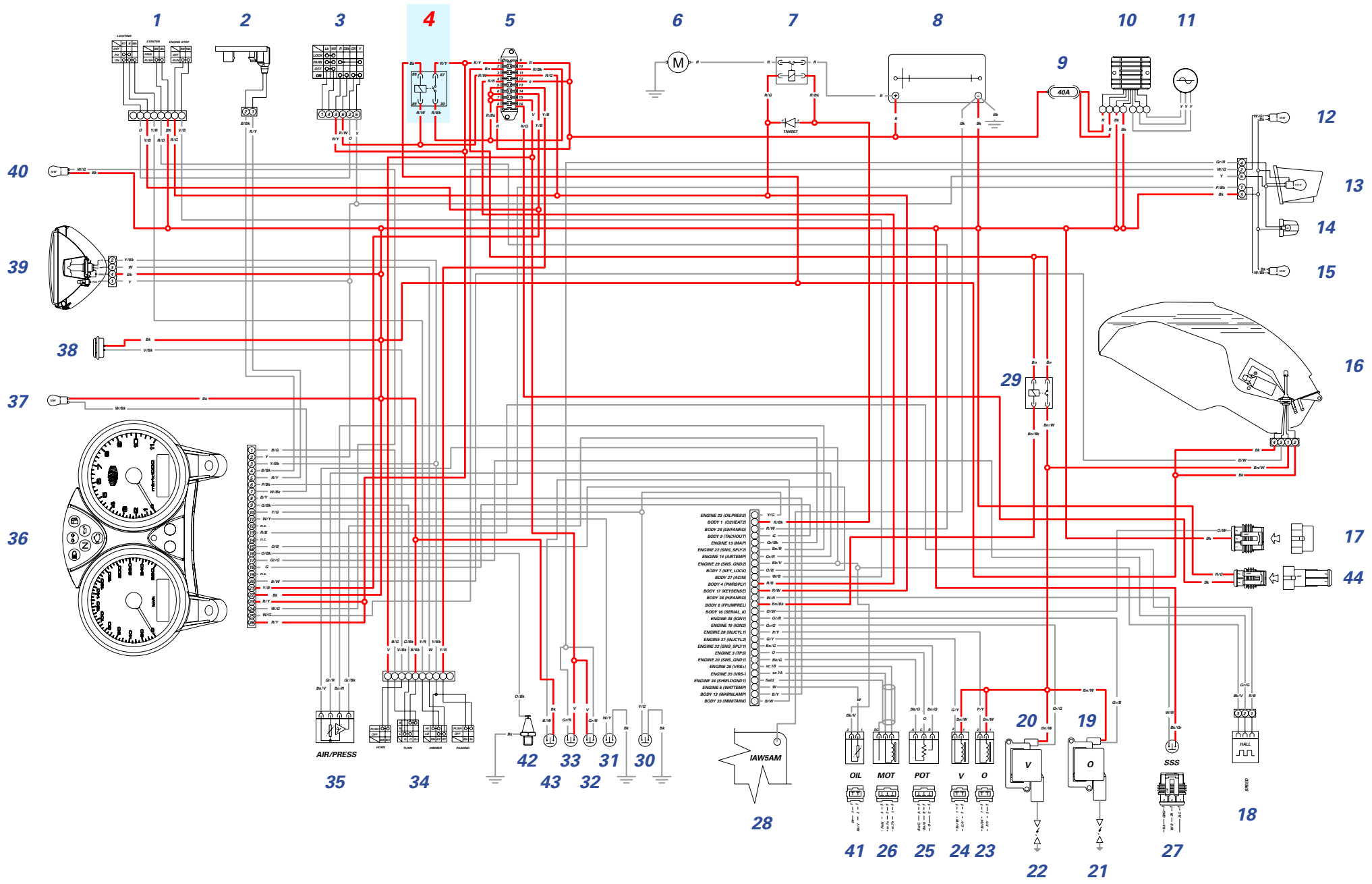


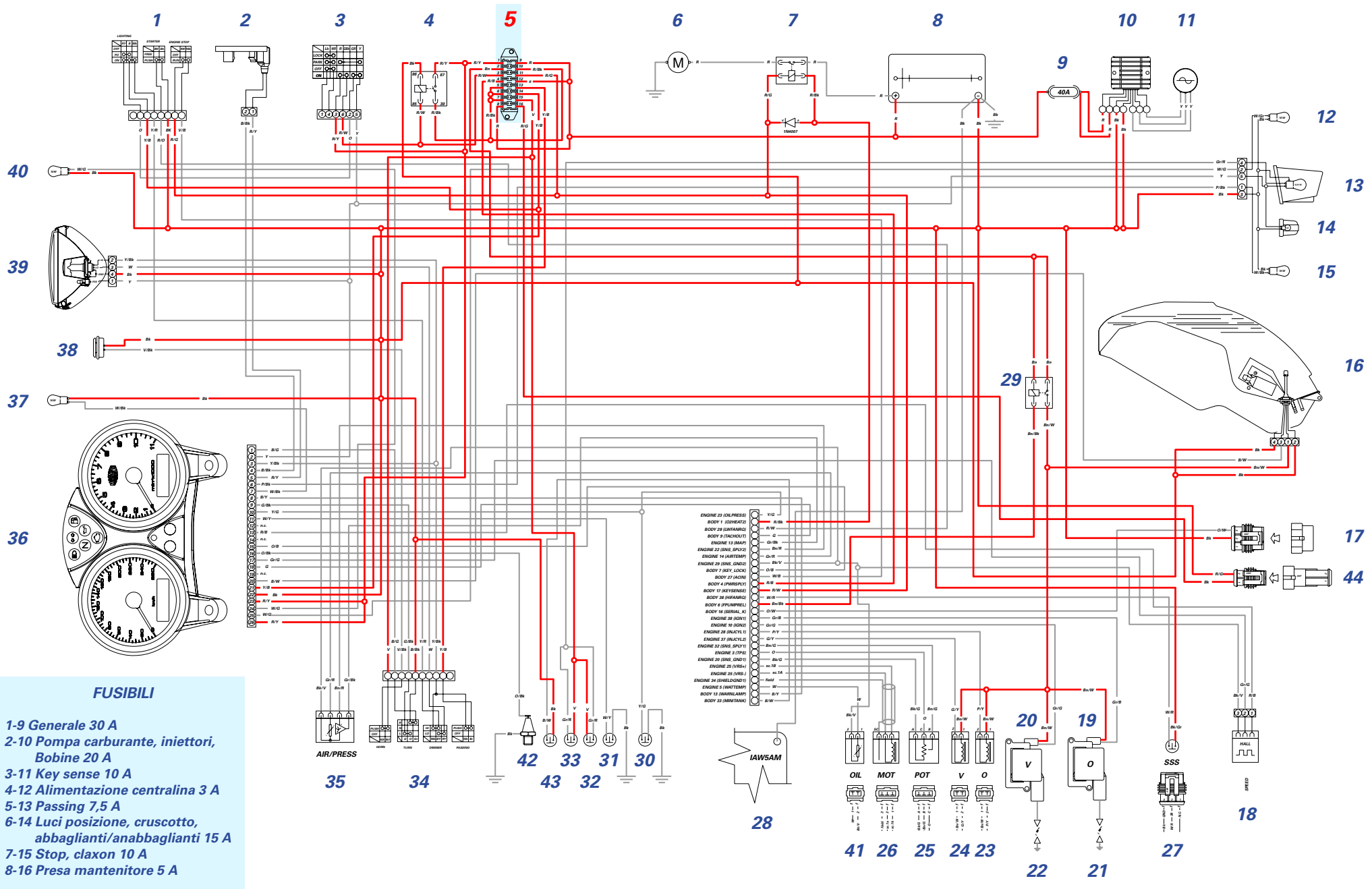




- ENGINE 23 (OILPRESS)
- BODY 1 (DOOR/HEAT)
- BODY 2 (SUNSHADING)
- BODY 3 (TRACHOUT)
- ENGINE 13 (JAMP)
- ENGINE 21 (SUNG. SW/PS)
- ENGINE 14 (AIR/TEMP)
- ENGINE 29 (SUNG. SENS)
- BODY 2 (KEY LOCK)
- BODY 27 (AC/D)
- BODY 4 (PRESS/CS)
- BODY 17 (REVERSE)
- BODY 26 (INSTRUMENT)
- BODY 4 (SUNSHADING)
- BODY 18 (SERIAL AL)
- ENGINE 38 (BODY)
- ENGINE 18 (SUNG)
- ENGINE 28 (INACTYL)
- ENGINE 27 (INACTYL)
- ENGINE 21 (SUNG. SW/PS)
- ENGINE 3 (TP/S)
- ENGINE 29 (SUNG. SENS)
- ENGINE 28 (V/RS)
- ENGINE 29 (V/RS)
- ENGINE 25 (SUNG. SENS)
- ENGINE 5 (WATER/TEMP)
- BODY 13 (HORN/LAMP)
- BODY 13 (HORN/LAMP)

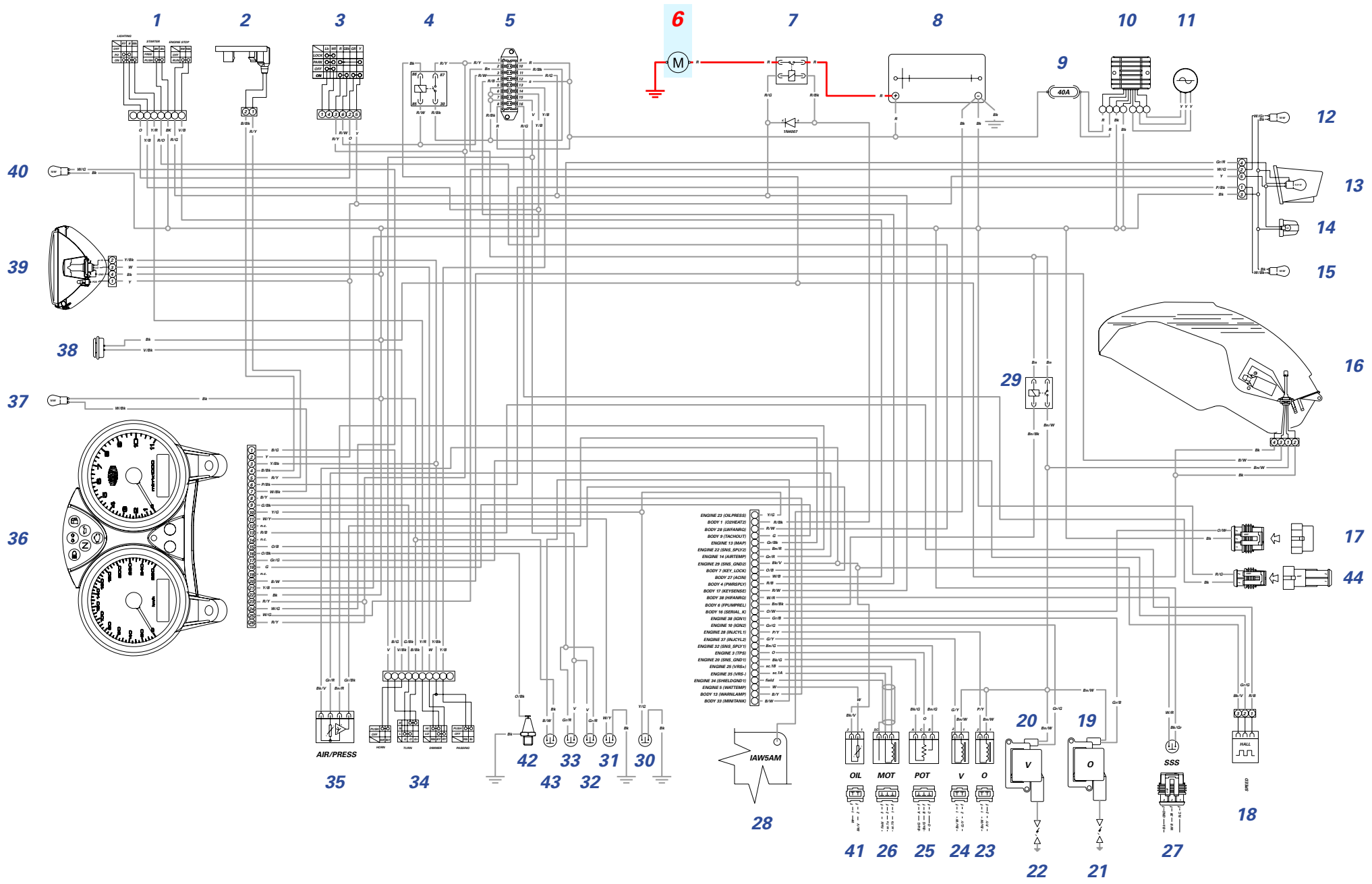


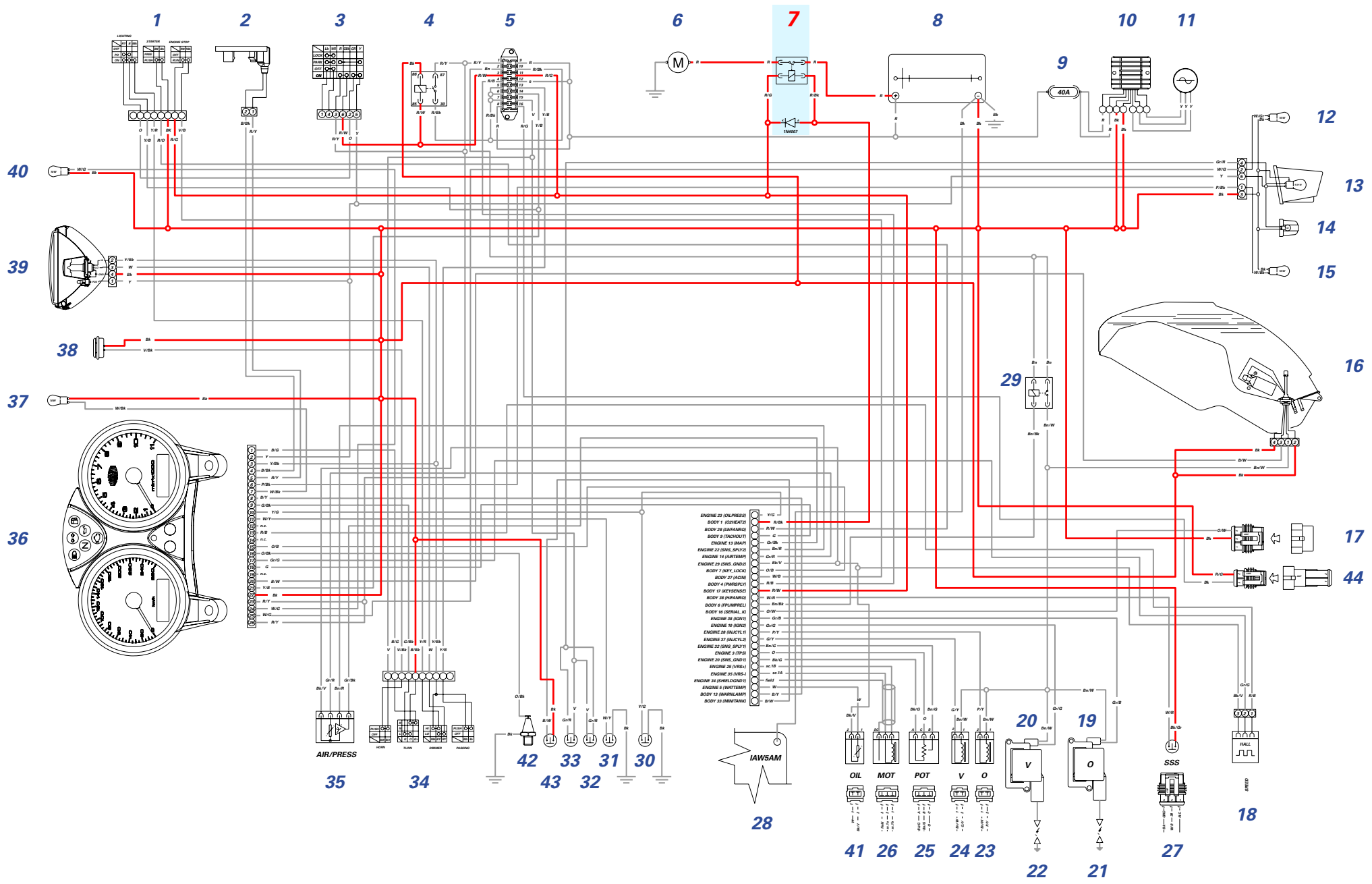




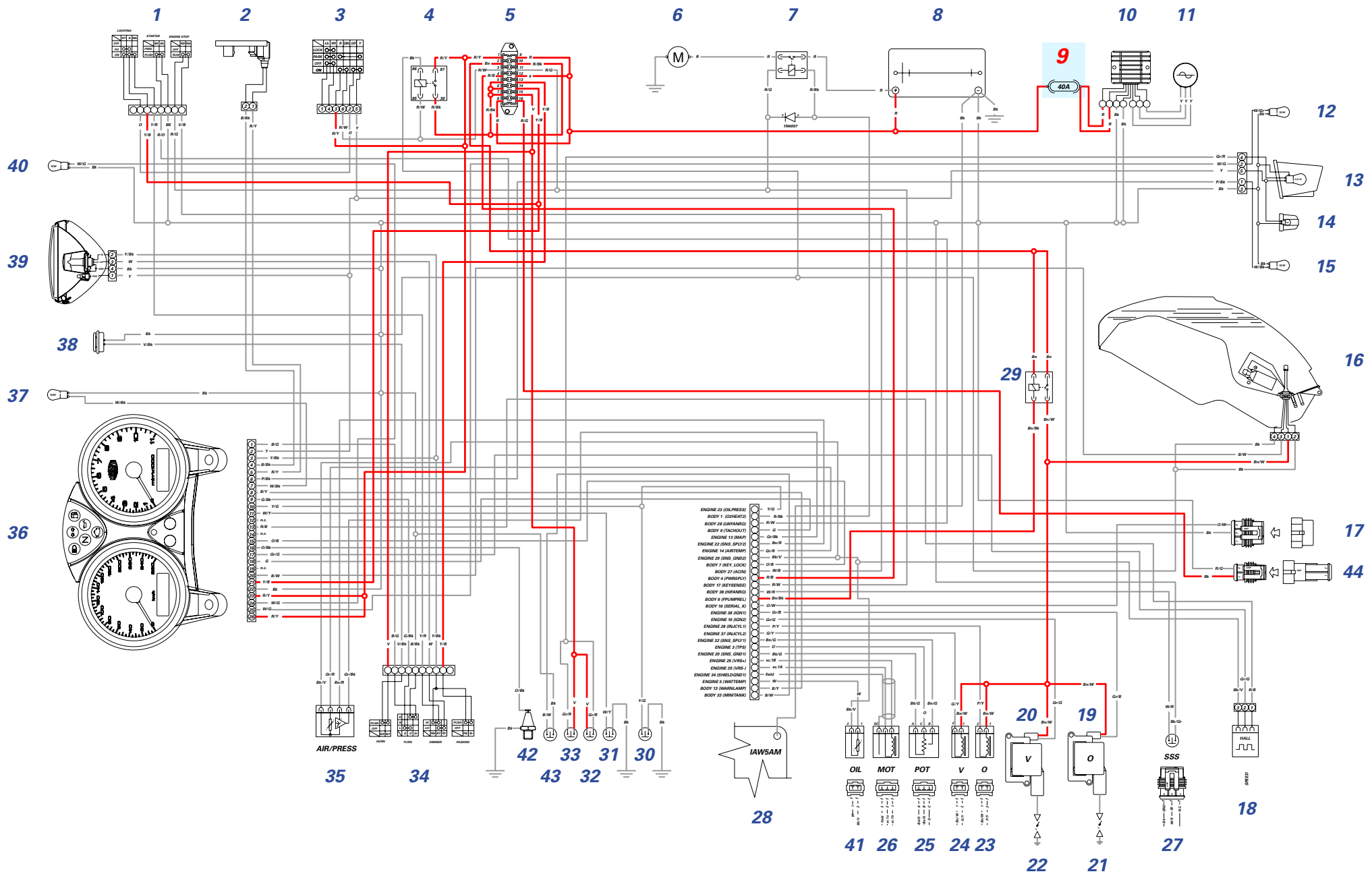
**FUSIBILI**

- 1-9 Generale 30 A
- 2-10 Pompa carburante, iniettori, Bobine 20 A
- 3-11 Key sense 10 A
- 4-12 Alimentazione centralina 3 A
- 5-13 Passing 7,5 A
- 6-14 Luci posizione, cruscotto, abbaglianti/anabbaglianti 15 A
- 7-15 Stop, claxon 10 A
- 8-16 Presa mantentore 5 A

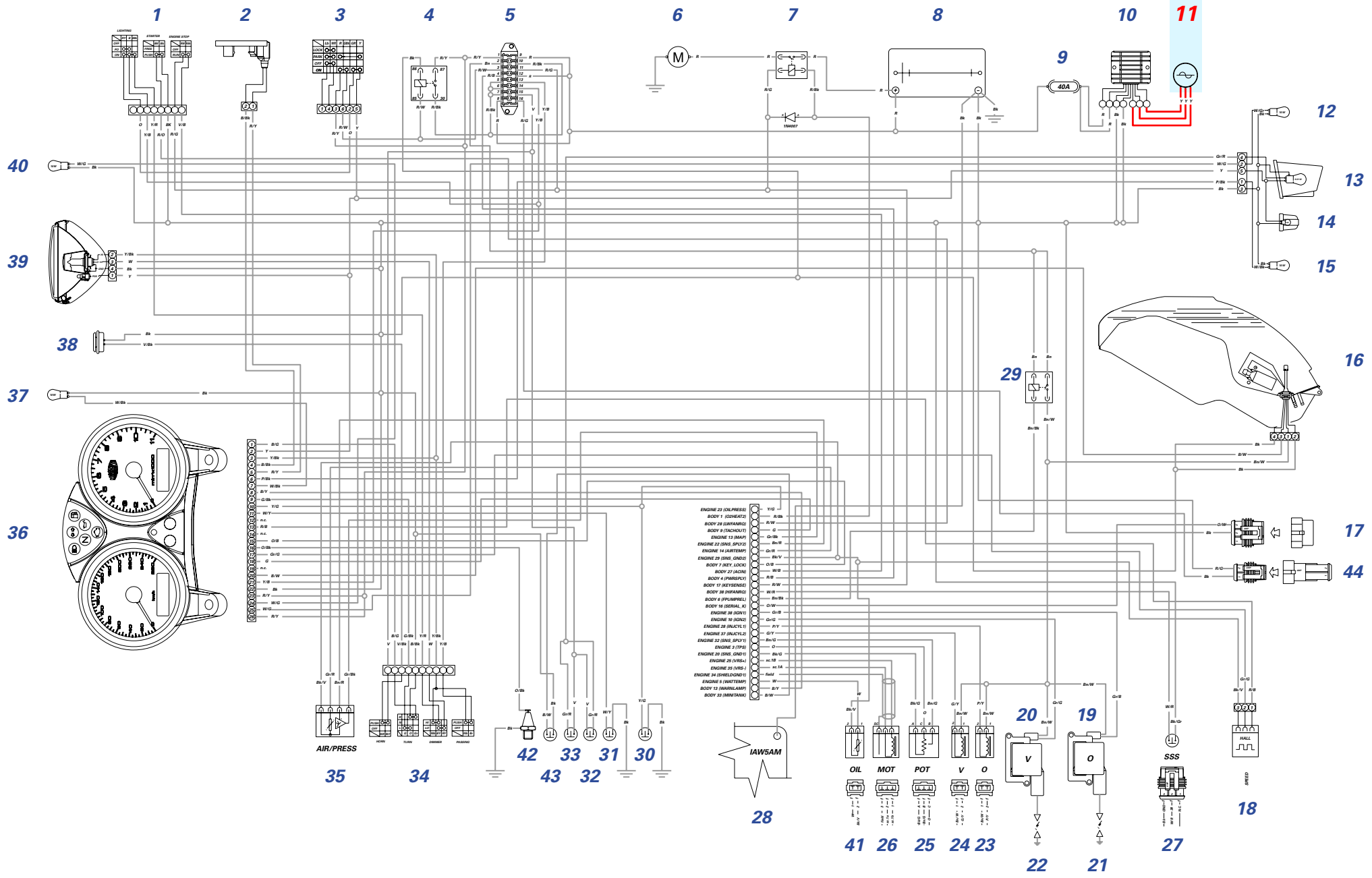


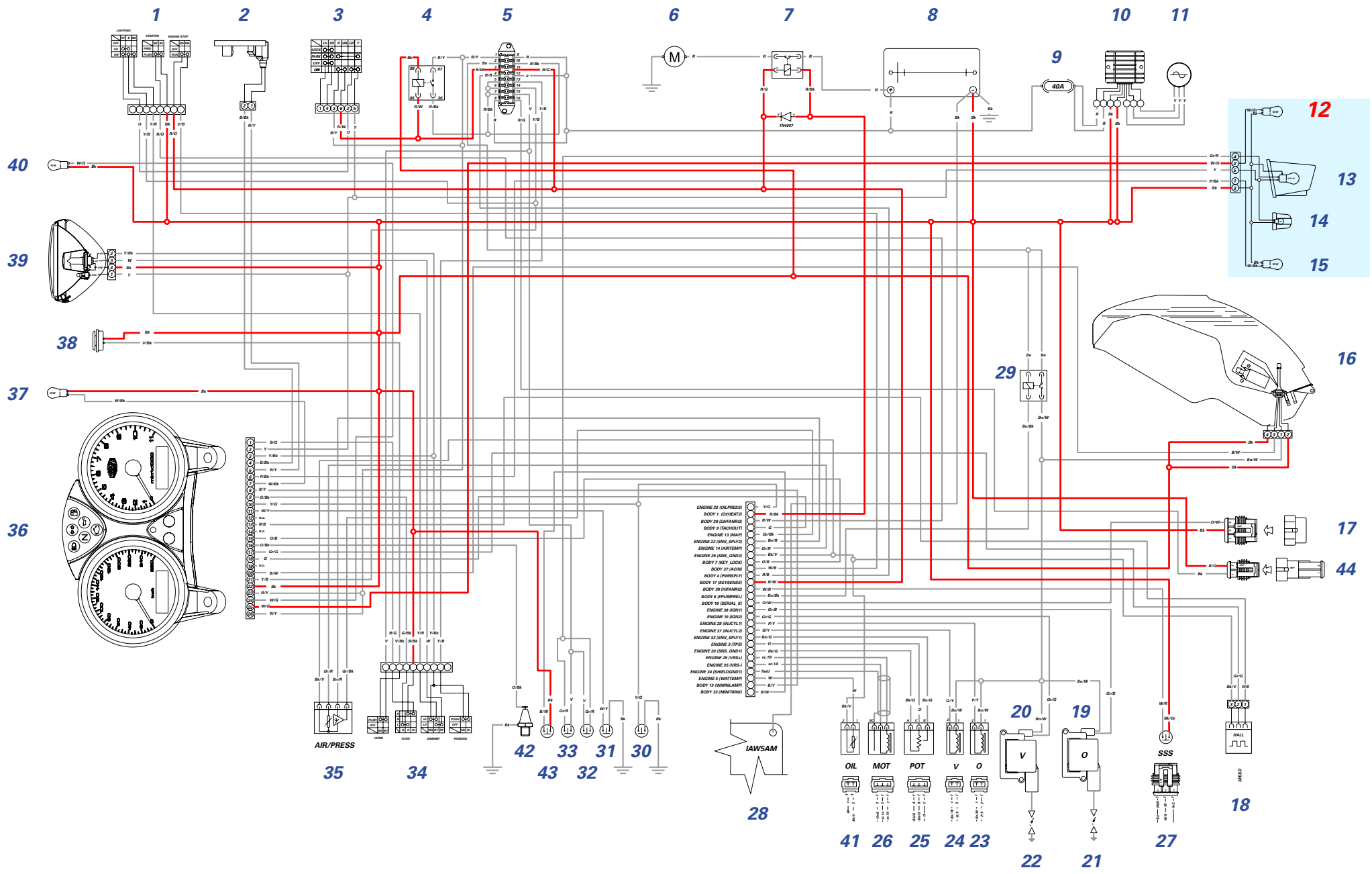




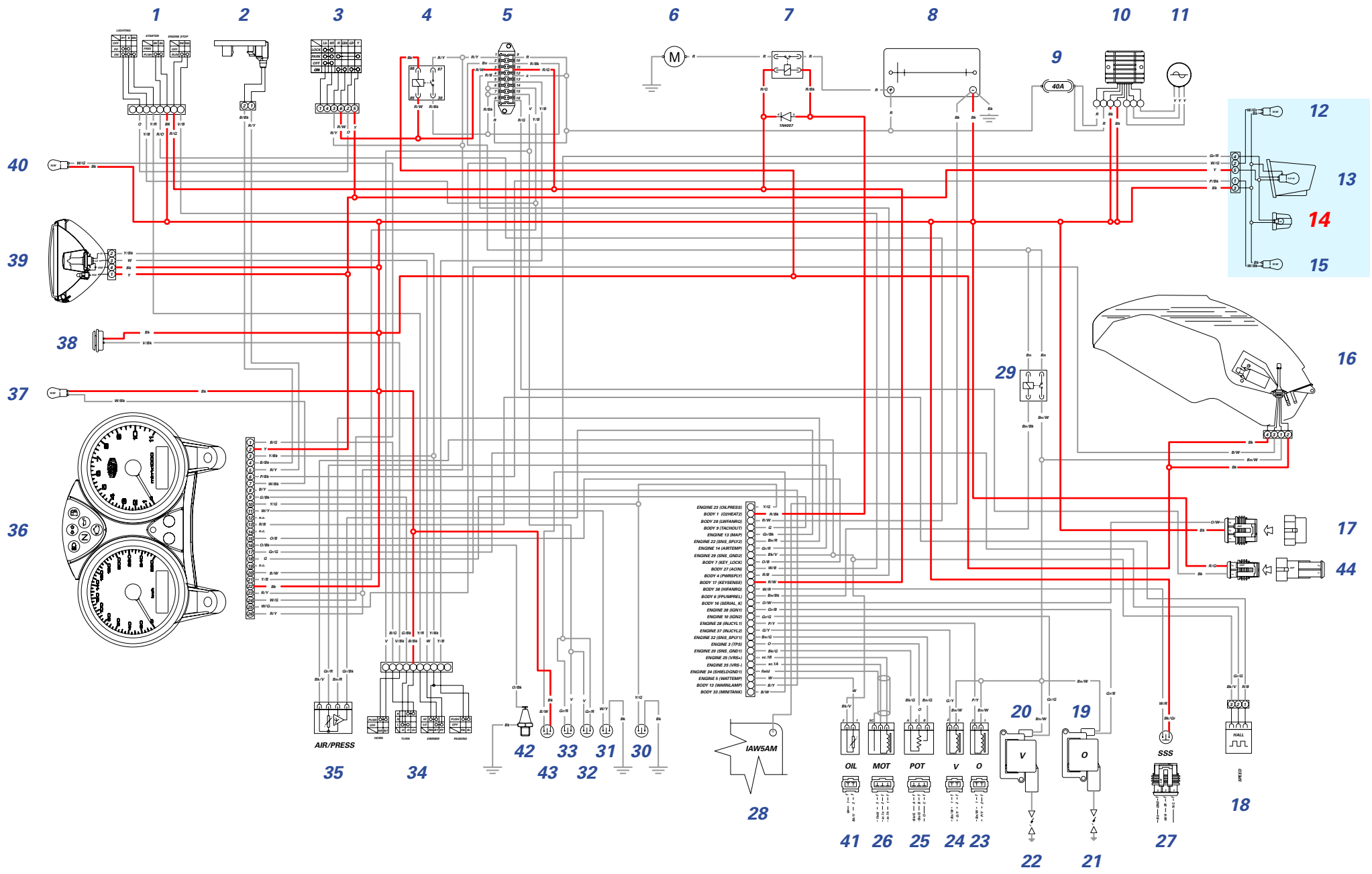


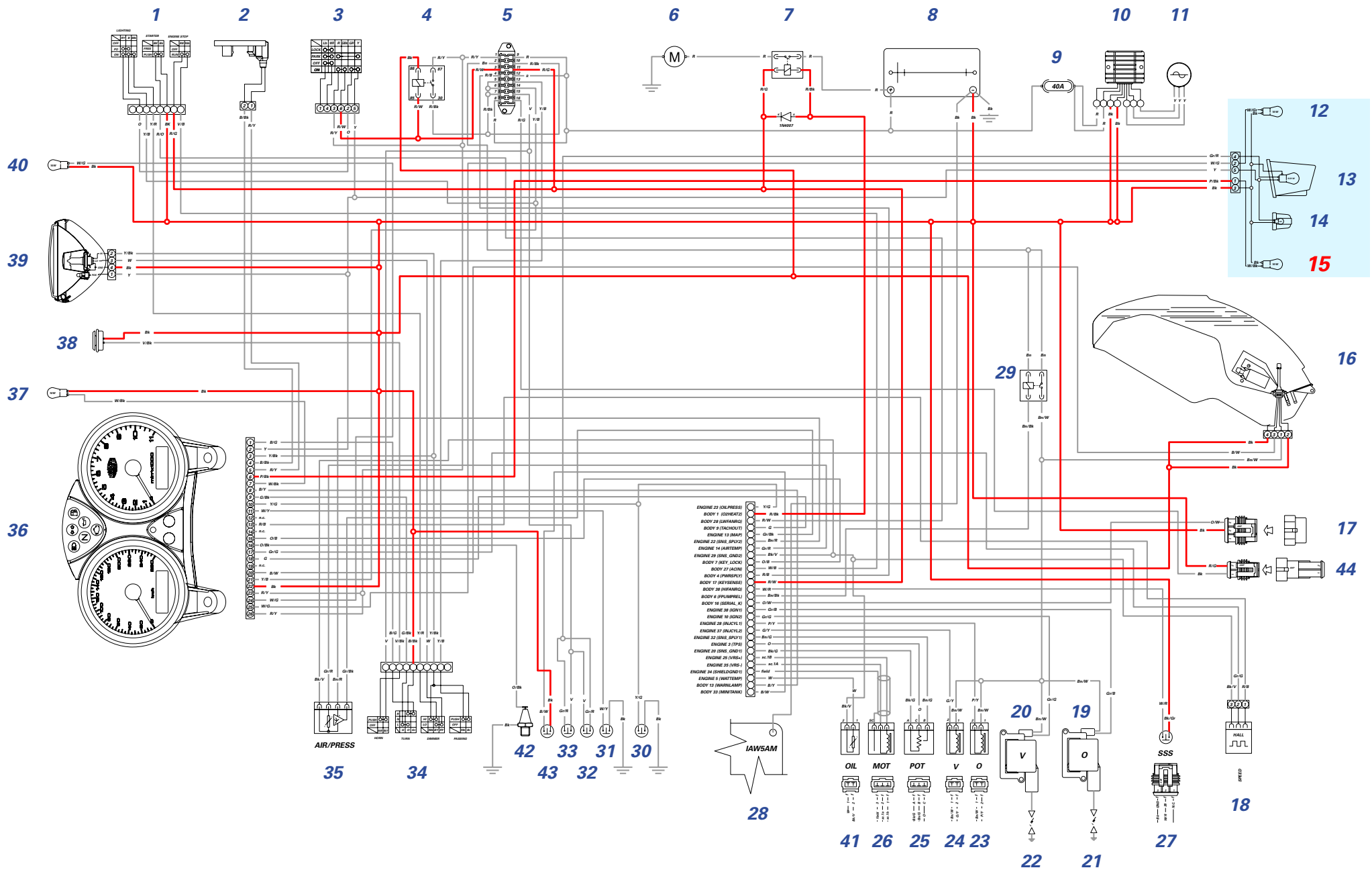




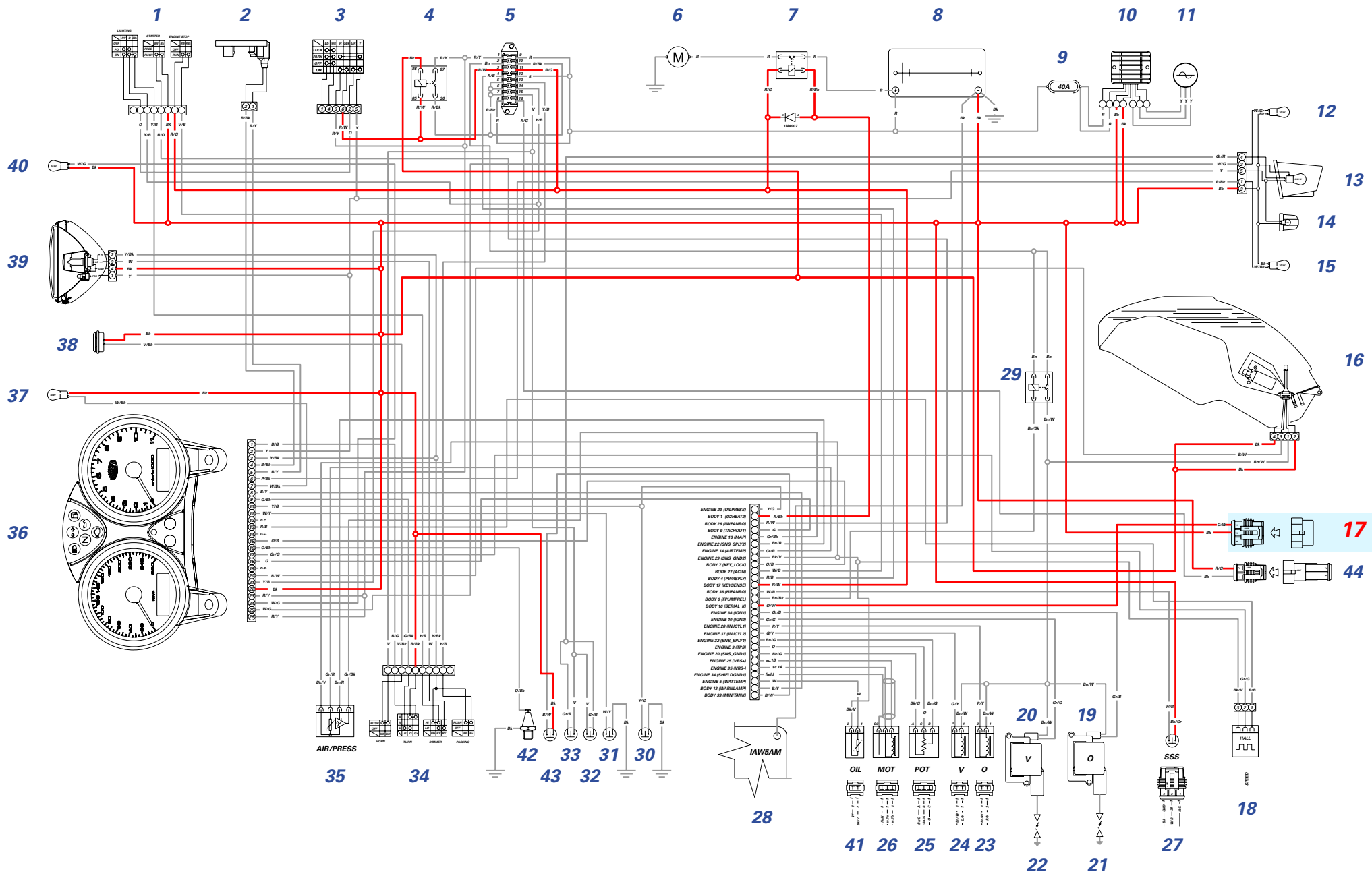




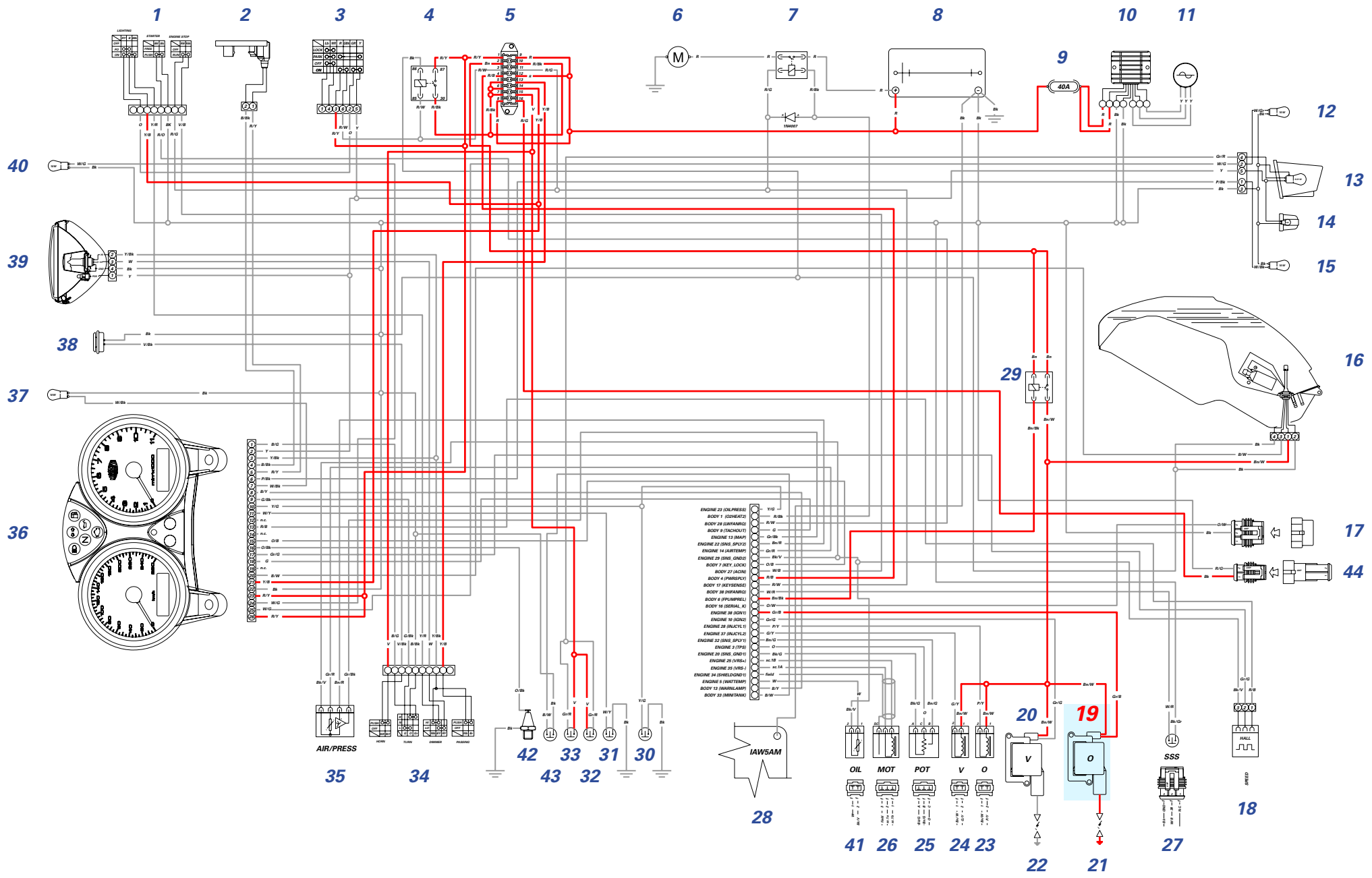


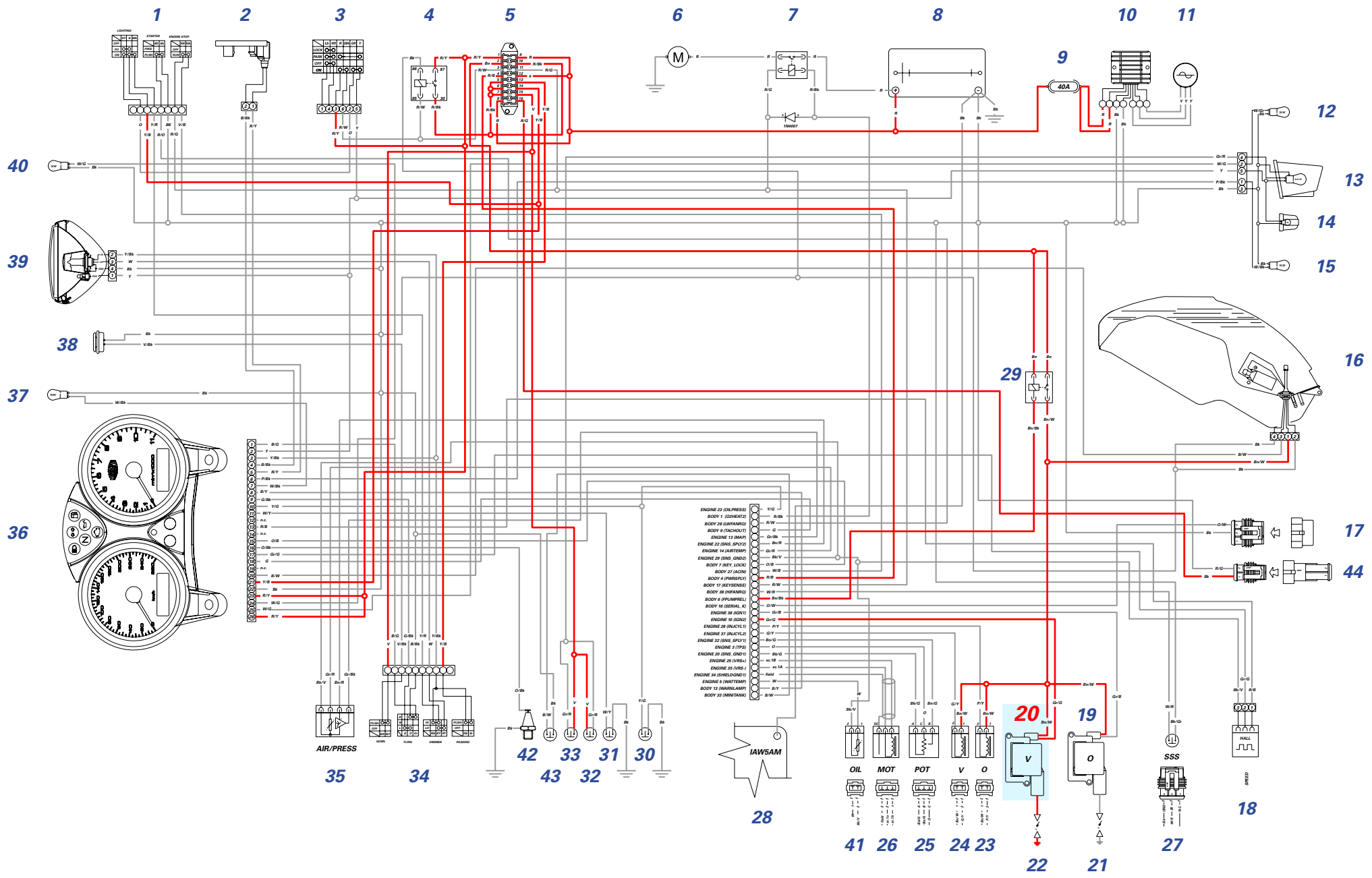


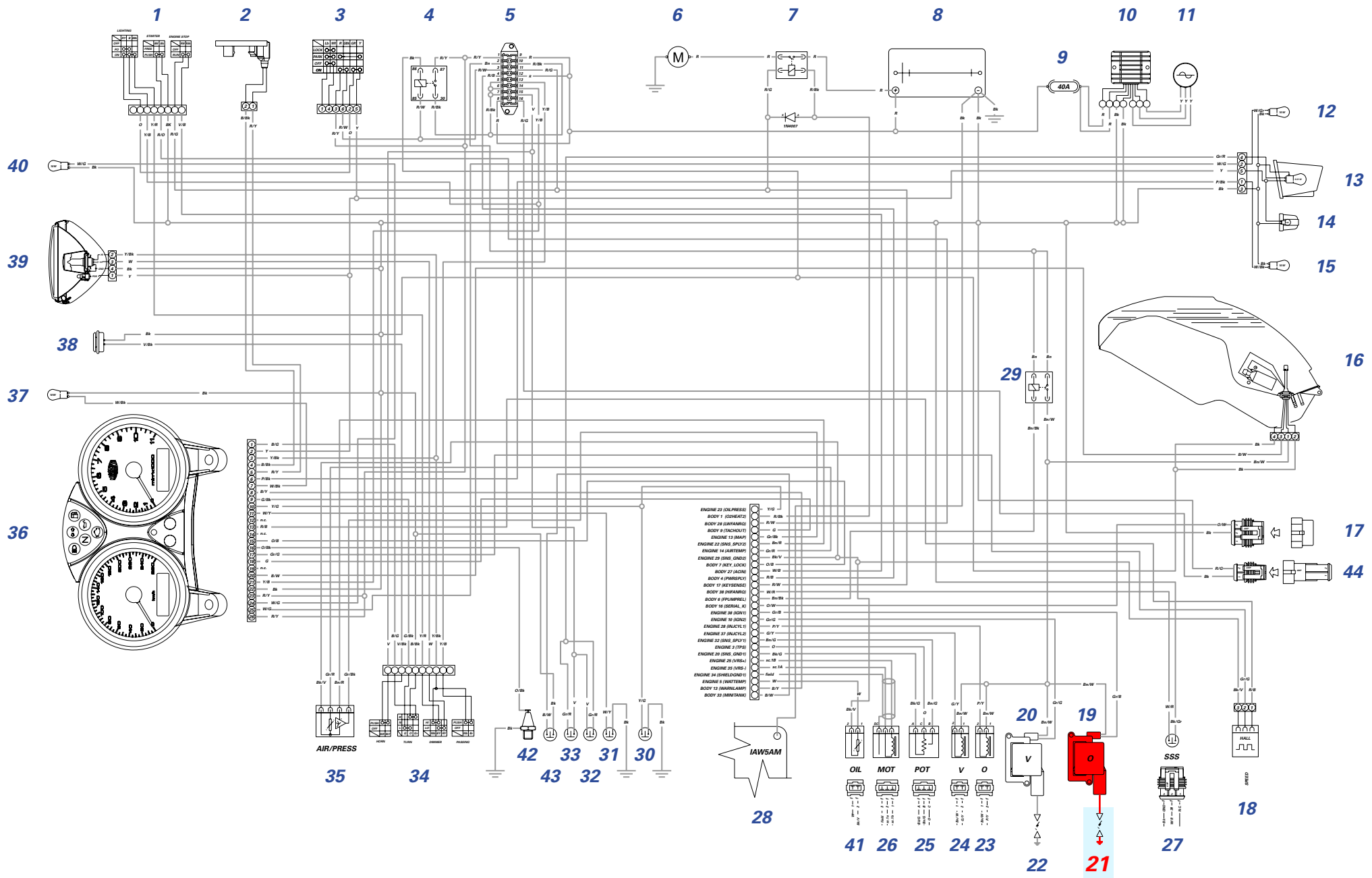






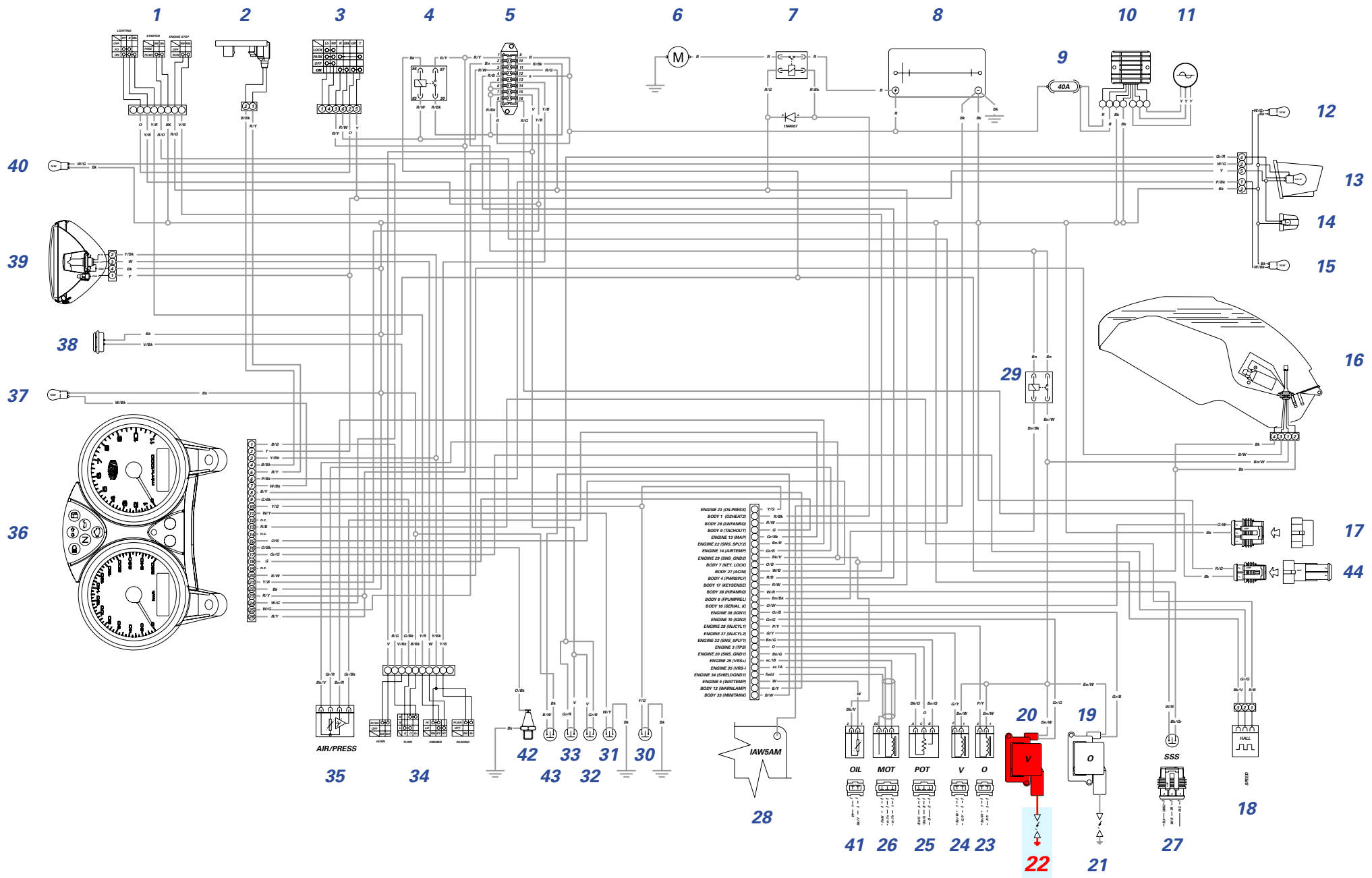


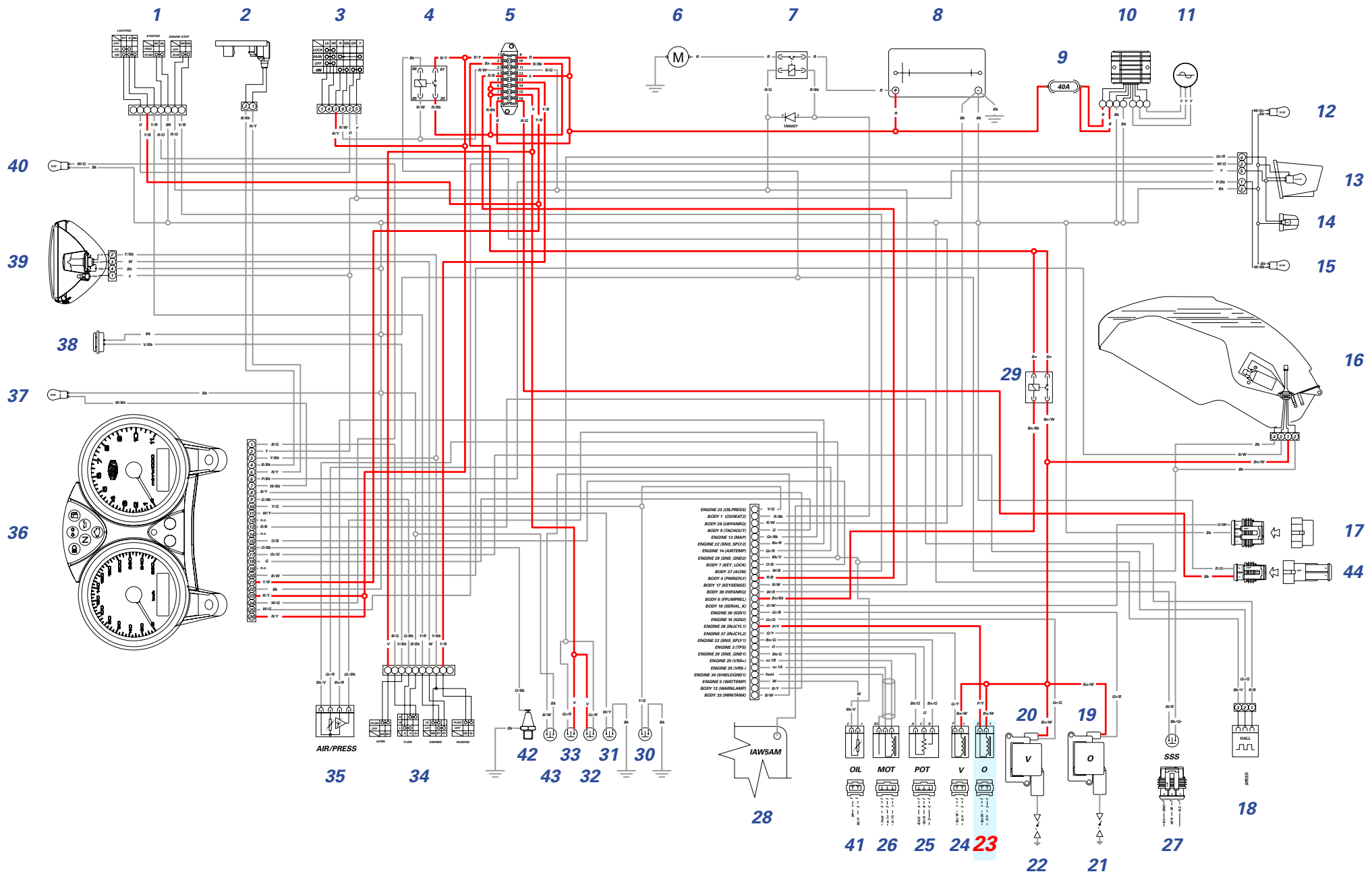


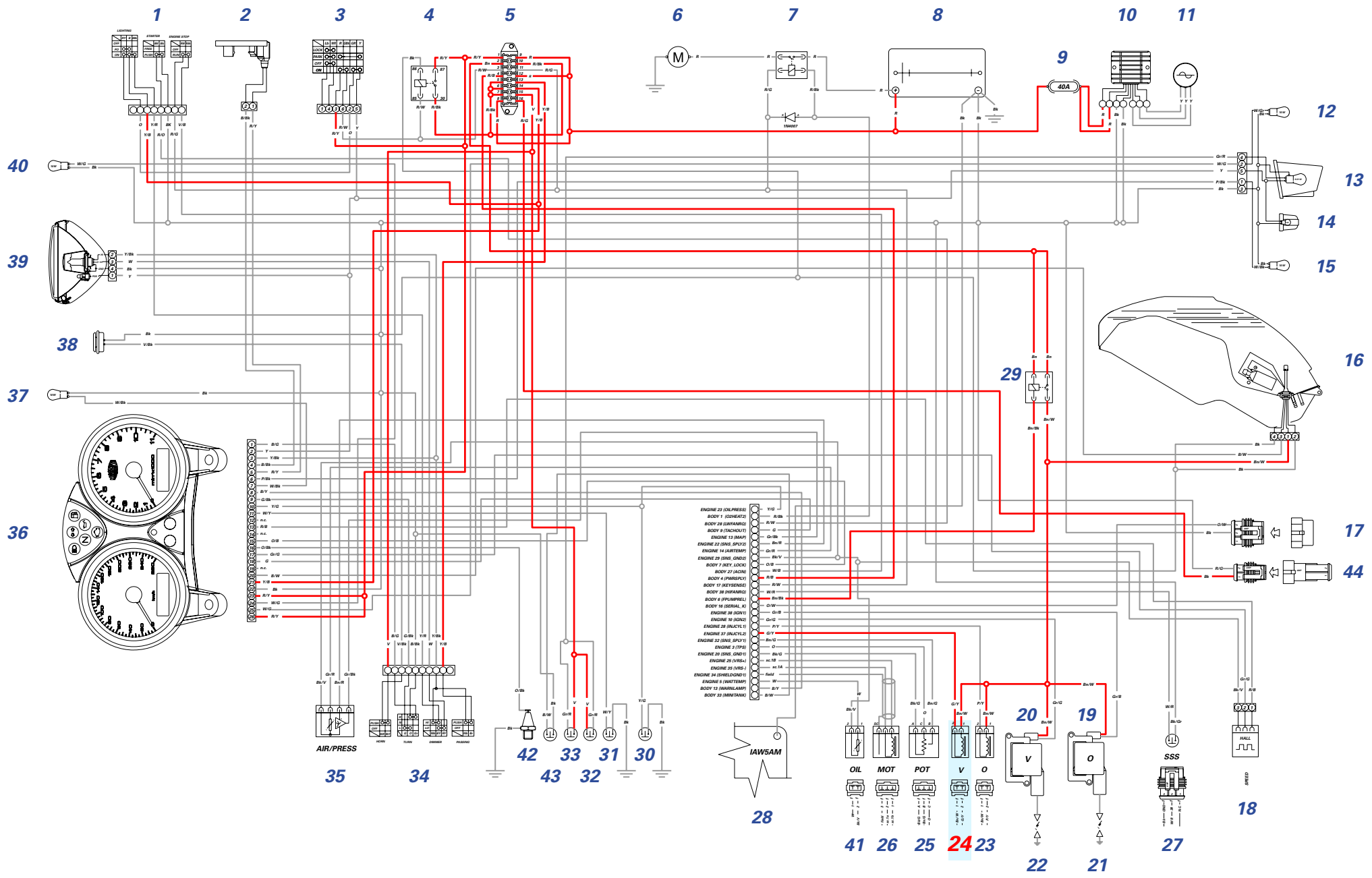


- ENGINE 23 (OLPRESS)
- BODY 1 (DOORHEATZ)
- BODY 23 (SUNWARM)
- BODY 3 (TRACHOUT)
- ENGINE 13 (JAMP)
- ENGINE 21 (SUNG. SWIP)
- ENGINE 14 (AIRTEMP)
- ENGINE 39 (SUNG. SENS)
- BODY 2 (KEY LOCK)
- BODY 27 (ACDN)
- BODY 4 (PUMPSEN)
- BODY 17 (REVERSE)
- BODY 26 (SHWARM)
- BODY 4 (SUNWARM)
- BODY 18 (SERIAL A)
- ENGINE 38 (ROV)
- ENGINE 18 (SUNG)
- ENGINE 28 (INACTYL)
- ENGINE 27 (INACTYL)
- ENGINE 21 (SUNG. SWIP)
- ENGINE 3 (TP)
- ENGINE 20 (SUNG. SENS)
- ENGINE 25 (VRS)
- ENGINE 35 (VRS)
- ENGINE 35 (SUNG. SENS)
- ENGINE 5 (WATTEMP)
- BODY 13 (SUNG. LAMP)
- BODY 23 (SUNWARM)

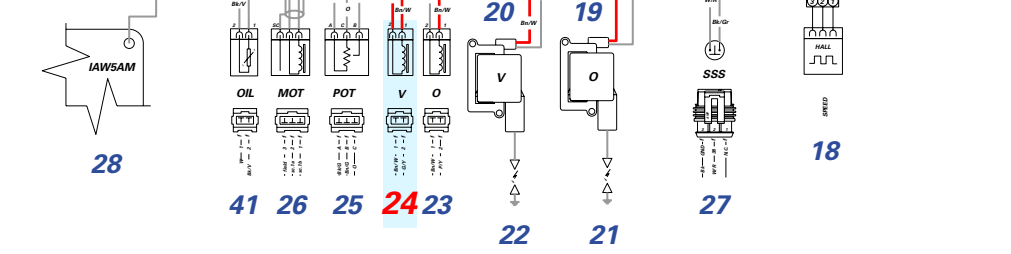
**21**

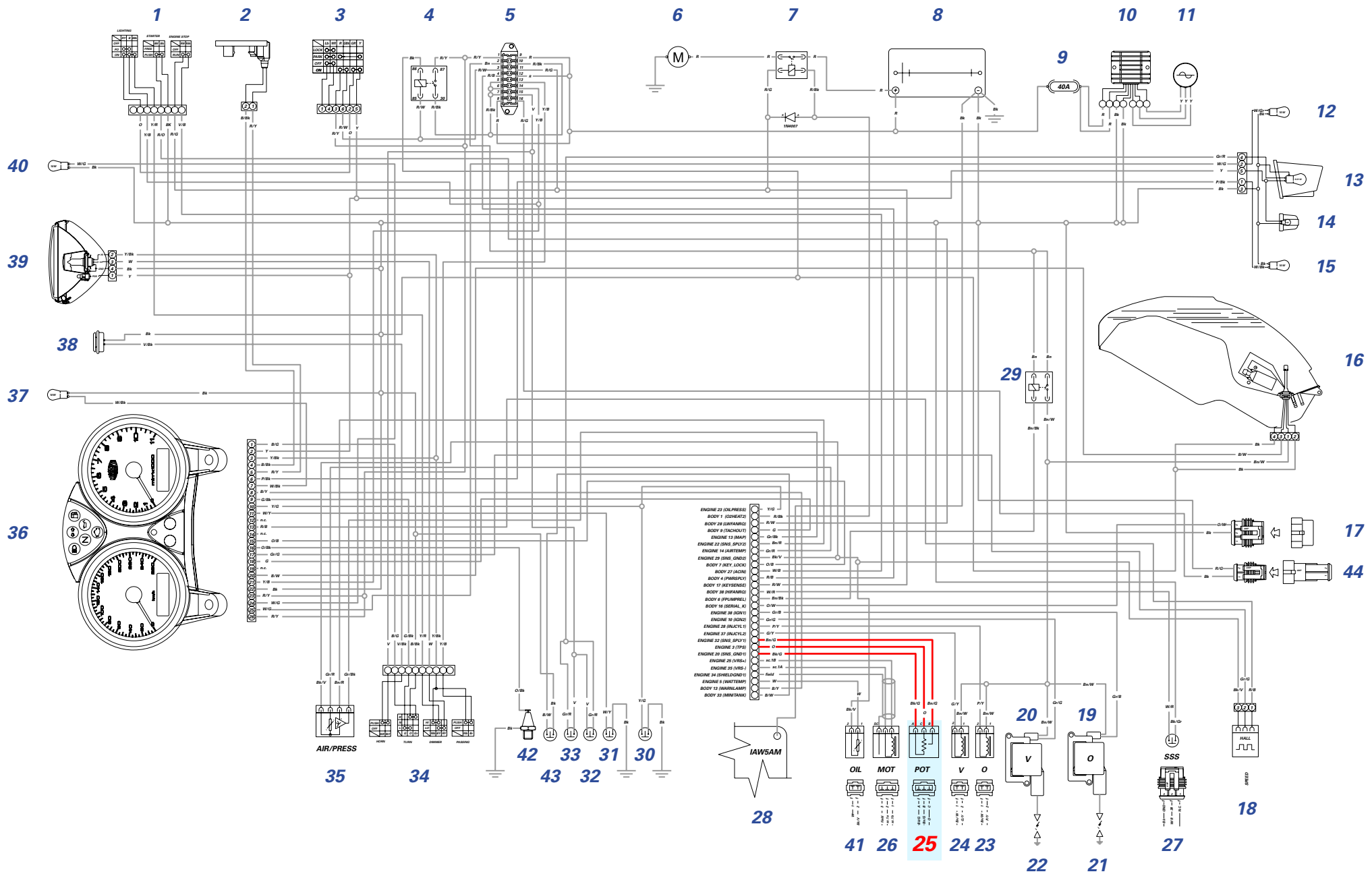


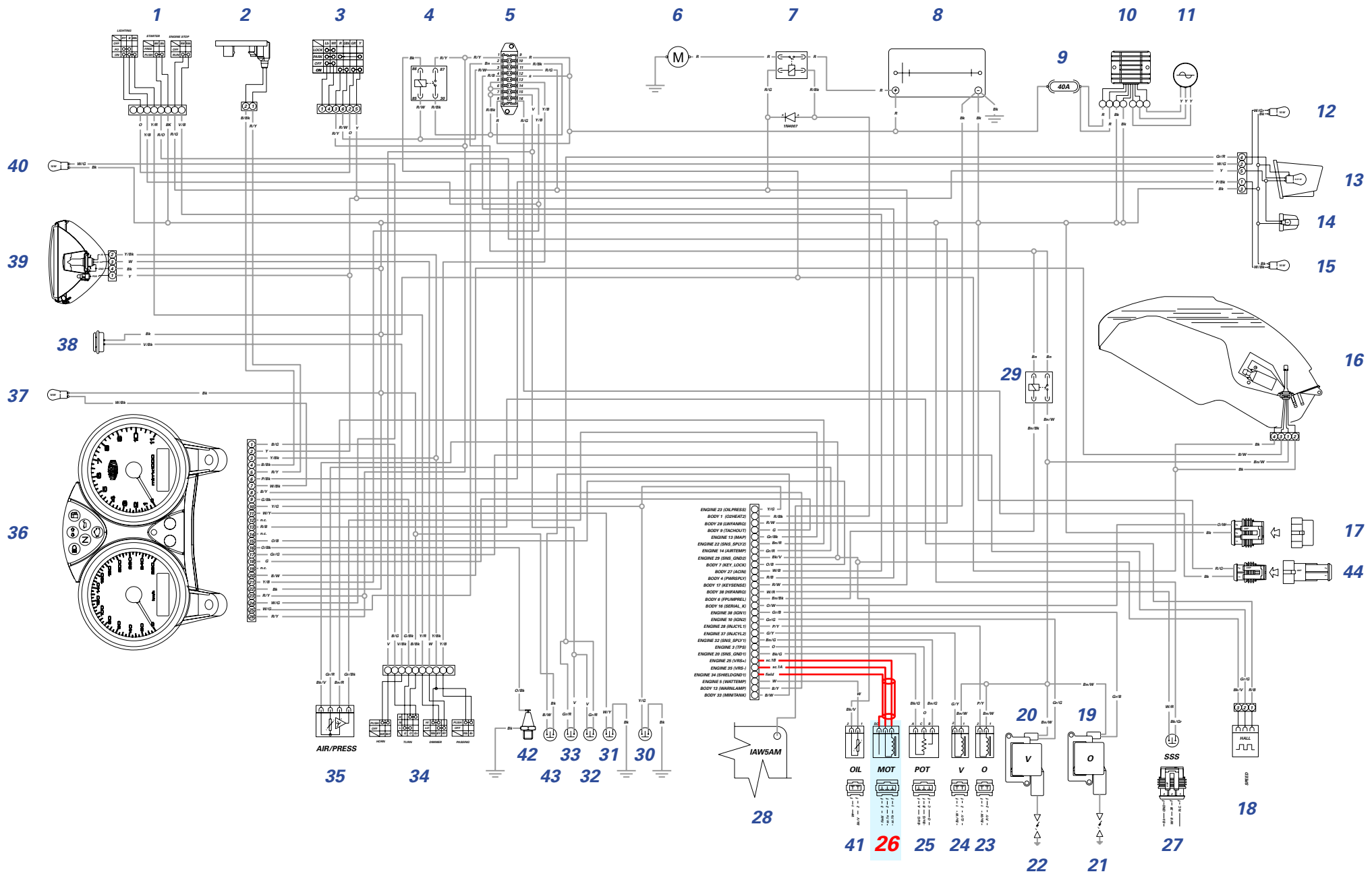




- ENGINE 23 (OILPRESS) VIG
- BODY 1 (DOORHEATZ) B/W
- BODY 25 (SUNWARMING) B/W
- BODY 31 (TRACHOUT) G
- ENGINE 13 (JAMP) G/W
- ENGINE 21 (SUNG. SPRAY) B/W
- ENGINE 14 (AIRTEMP) G/W
- ENGINE 29 (SUNG. SENS) W/B
- BODY 2 (KEY LOCK) W/B
- BODY 27 (ACDN) W/B
- BODY 4 (PRESSURE) B/W
- BODY 17 (REVERSE) B/W
- BODY 26 (INSTRUMENT) W/B
- BODY 6 (SUNWARMING) B/W
- BODY 18 (SERIAL AL) G/W
- ENGINE 38 (BODY) G/W
- ENGINE 18 (SUNG) G/W
- ENGINE 28 (INACTYL) P/Y
- ENGINE 27 (INACTYL) G/Y
- ENGINE 21 (SUNG. SPRAY) G/W
- ENGINE 31 (TPR) O
- ENGINE 29 (SUNG. SENS) B/W
- ENGINE 25 (VRS) K/TA
- ENGINE 35 (VRS) H/W
- ENGINE 5 (WATTEMP) W
- BODY 13 (INSTRUMENT) B/Y
- BODY 23 (INSTRUMENT) G/W

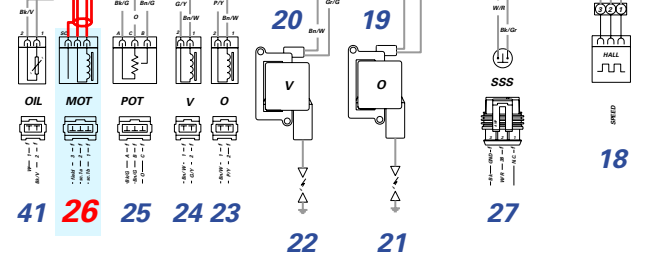


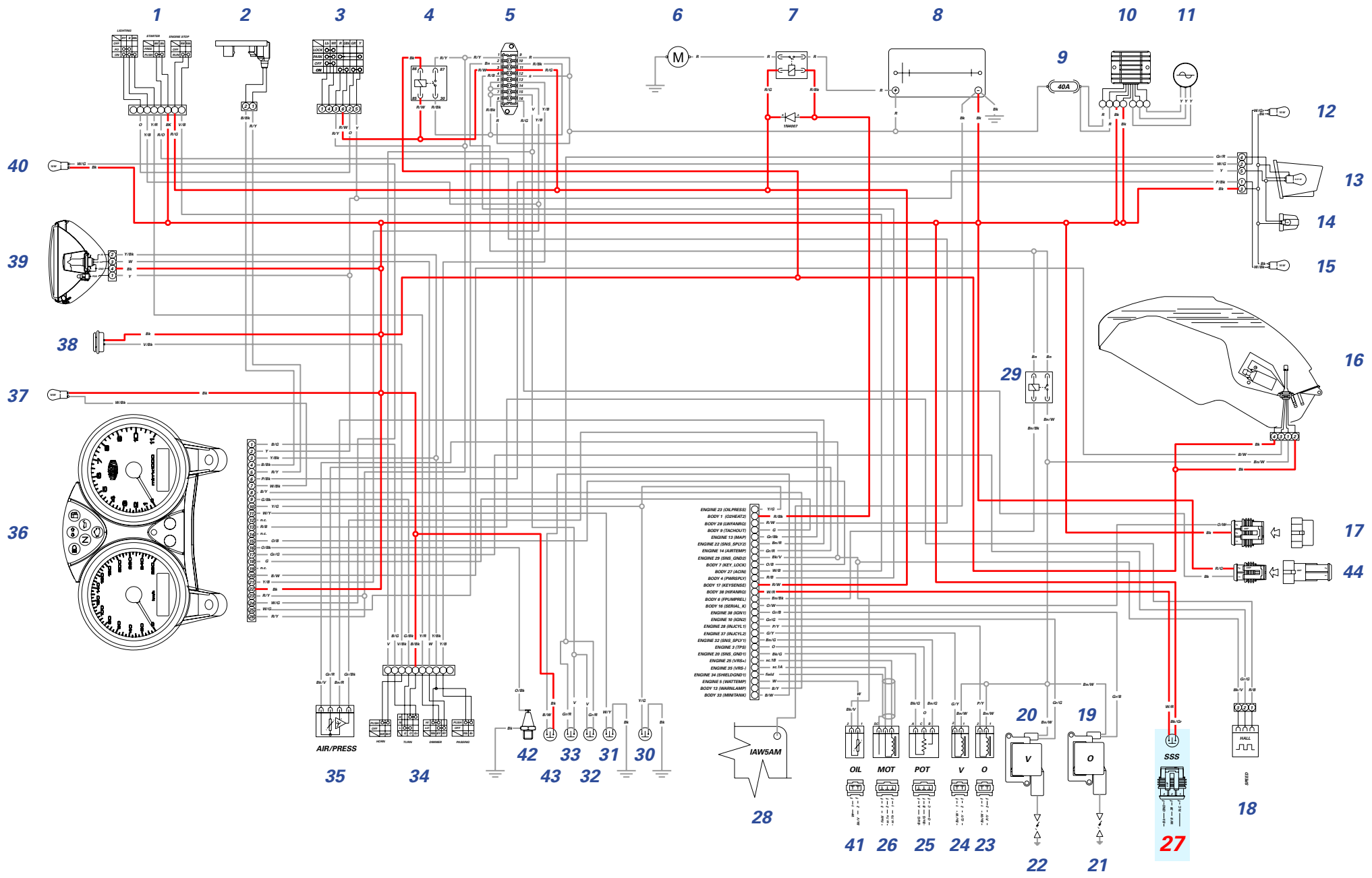


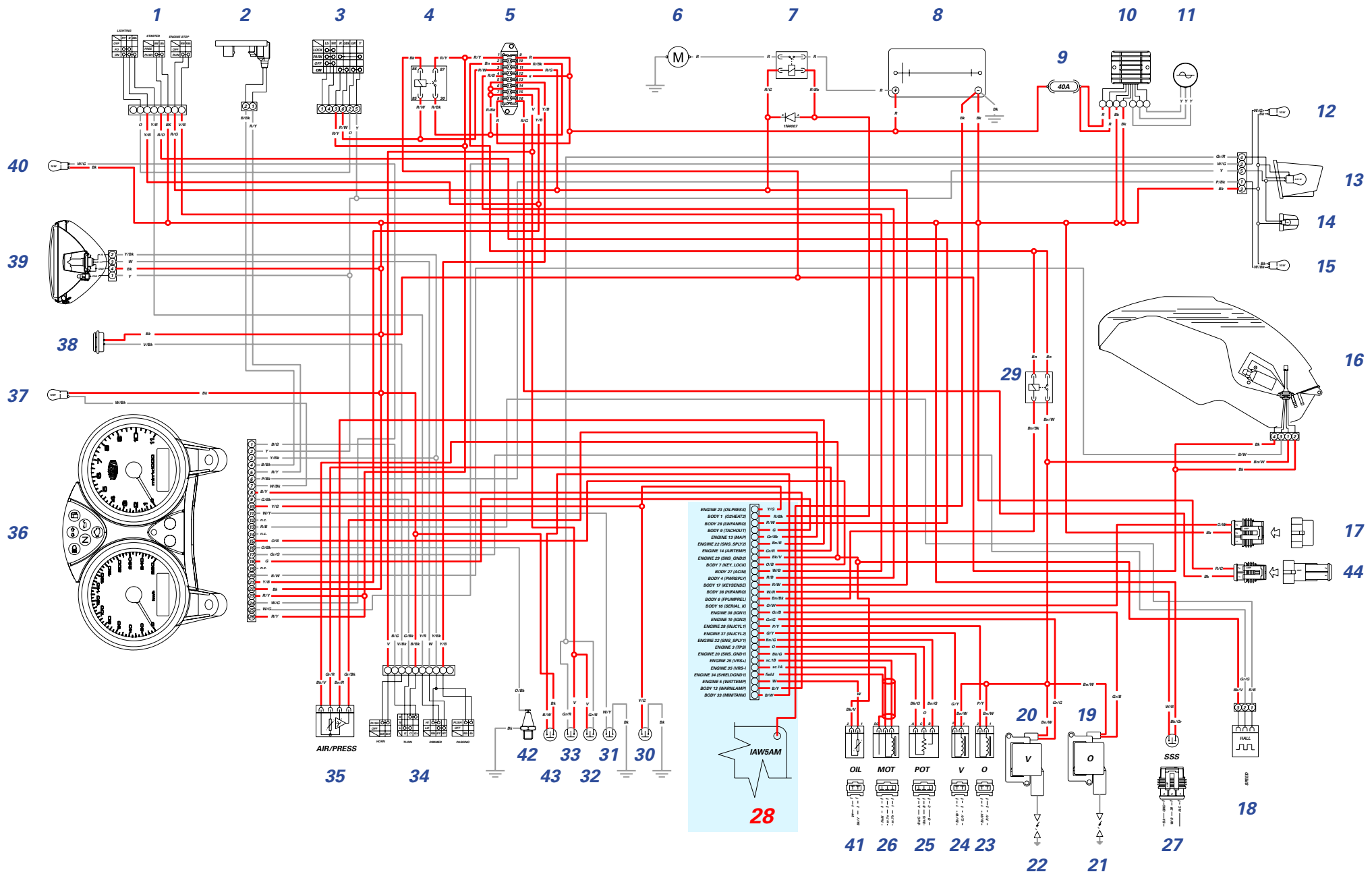


- ENGINE 23 (OLPRESS) — VIG
- BODY 1 (DOORHEAT) — R/Br
- BODY 23 (SUNSHINE) — R/W
- BODY 3 (TRACHOUT) — G
- ENGINE 13 (JAMP) — G/Br
- ENGINE 21 (SUNG. SWIP) — Br/W
- ENGINE 14 (AIRTEMP) — G/Br
- ENGINE 39 (SUNG. SENS) — Br/W
- BODY 2 (KEY LOCK) — G/Br
- BODY 27 (ACIN) — W/Br
- BODY 4 (PUMP/DC) — R/Br
- BODY 17 (REVERSE) — R/W
- BODY 26 (SHAWMAG) — W/Br
- BODY 6 (SPURMAG) — Br/W
- BODY 16 (SERIAL A) — G/Br
- ENGINE 38 (ROV) — G/Br
- ENGINE 18 (SUNG) — G/Br
- ENGINE 28 (INACTYL) — P/Y
- ENGINE 27 (INACTYL) — G/Y
- ENGINE 21 (SUNG. SWIP) — Br/W
- ENGINE 31 (TP) — O
- ENGINE 20 (SUNG. SENS) — Br/W
- ENGINE 26 (VRS) — R/Br
- ENGINE 35 (VRS) — R/Br
- ENGINE 35 (SHELLED) — W/Br
- ENGINE 5 (WATERTEMP) — W
- BODY 13 (SHAR/LAMP) — Br/W
- BODY 22 (SHAWMAG) — G/W

- Y — B/G
- V/Br — V/Br
- Br/W — Br/W
- W/Br — W/Br
- G/Br — G/Br
- W/Y — W/Y
- A/C — A/C
- R/Br — R/Br
- G/Br — G/Br
- G/Br — G/Br
- A/C — A/C
- G — G
- Br/W — Br/W
- Br — Br
- Br/W — Br/W
- W/Br — W/Br
- Br/W — Br/W

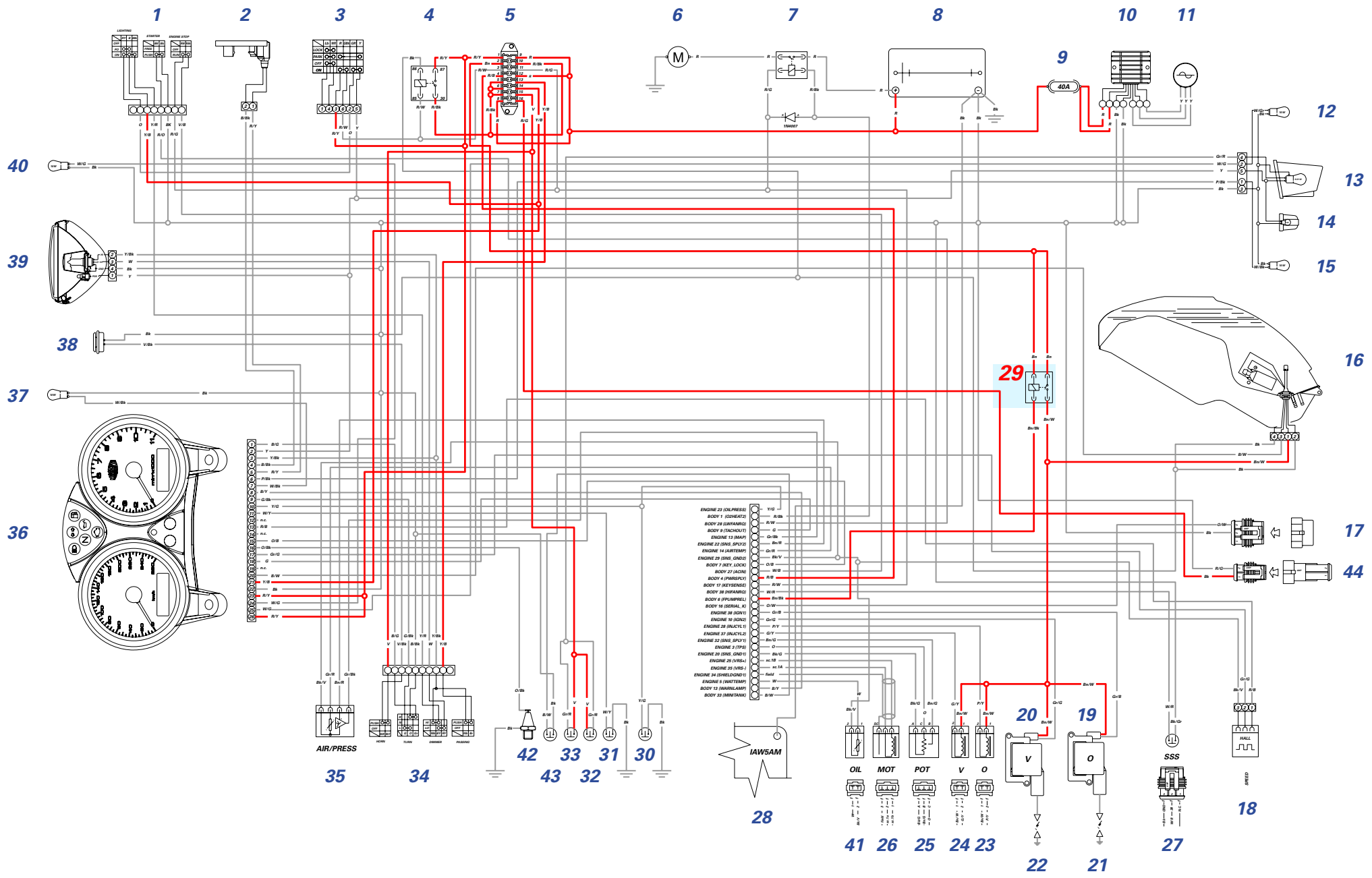


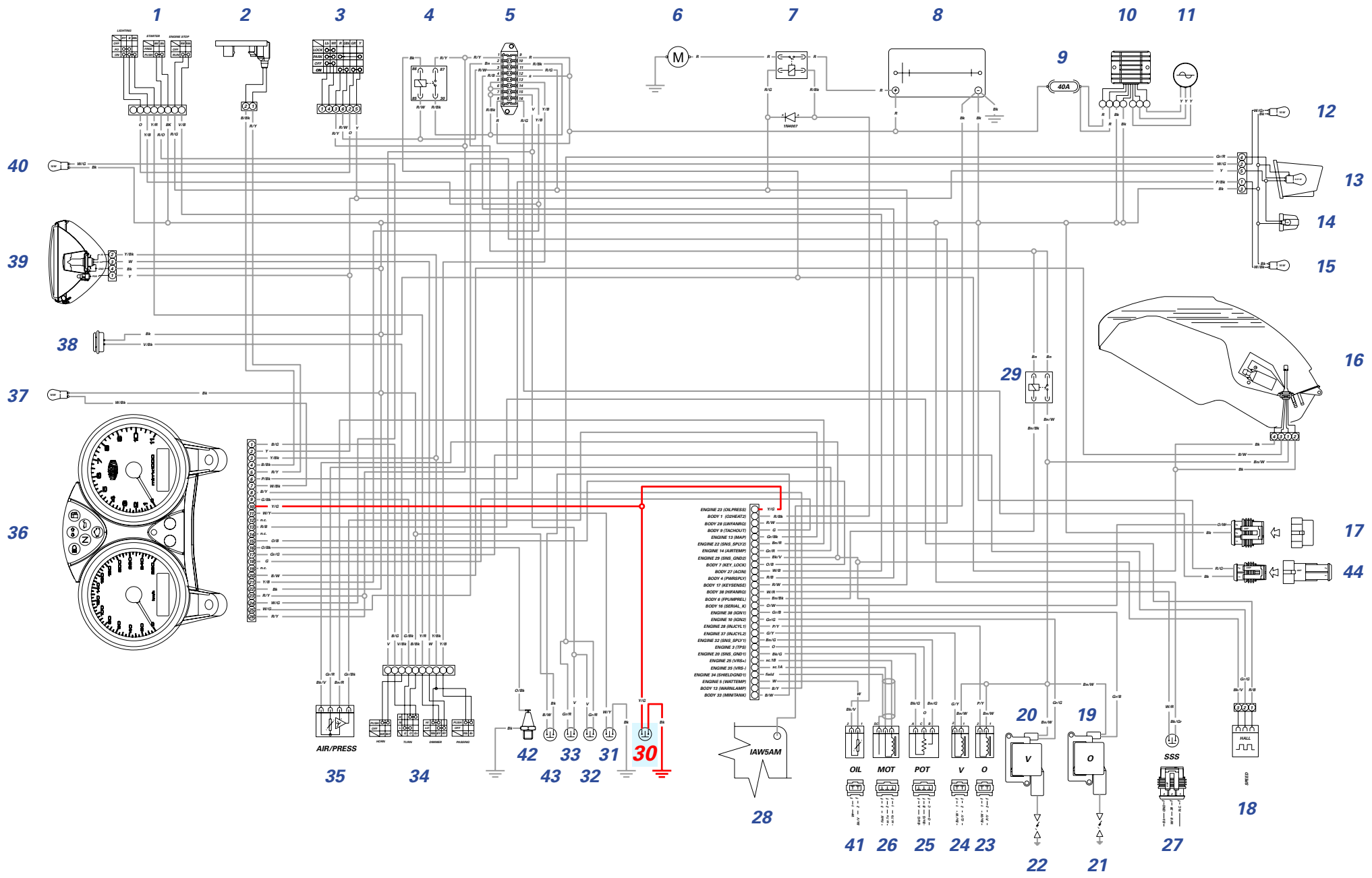




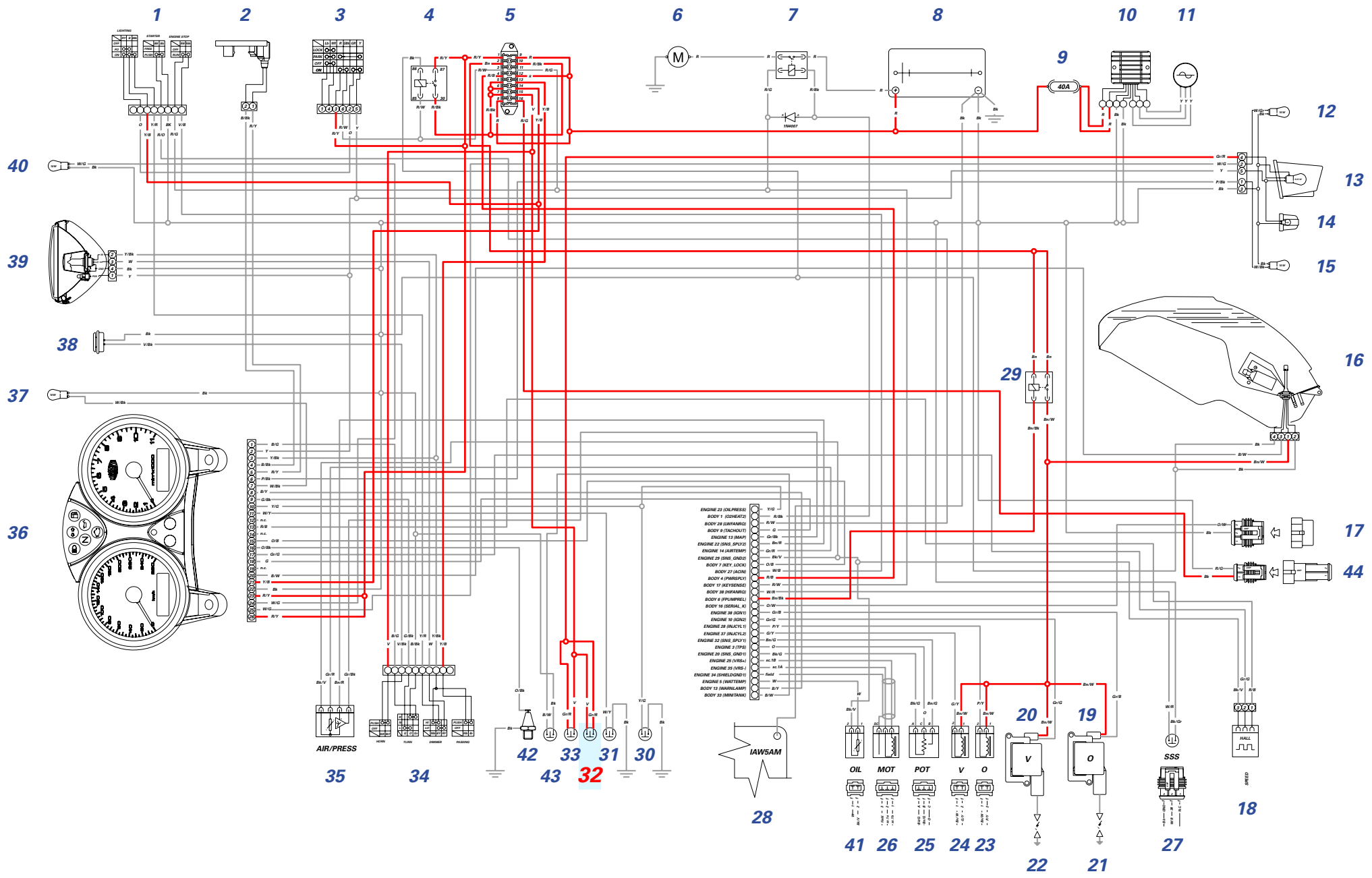
**28**

ENGINE 23 (OLPRESS)	Y/G
BODY 1 (DOOR/HEAT)	R/B
BODY 23 (SUNSHADING)	R/W
BODY 5 (TRACHOUIS)	G
ENGINE 13 (MAY)	G/Br
ENGINE 21 (SUNG. SP/RY)	Pu/R
ENGINE 14 (AIR/TEMP)	G/R
ENGINE 39 (SUNG. SENS)	Br/Y
BODY 2 (KEY/LACK)	W/R
BODY 27 (AC/D)	W/R
BODY 4 (SP/ARM/REL)	Br/W
BODY 18 (SERIAL. A)	G/R
ENGINE 38 (HORN)	G/Y
ENGINE 18 (SUNG)	G/Y
ENGINE 28 (INACTYL)	P/Y
ENGINE 27 (INACTYL)	G/Y
ENGINE 21 (SUNG. SP/RY)	Br/G
ENGINE 31 (TP/S)	O
ENGINE 29 (SUNG. SENS)	Br/Y
ENGINE 28 (V/RS)	W/R
ENGINE 39 (V/RS)	W/R
ENGINE 35 (SUNG. SENS)	Br/Y
ENGINE 5 (WATER/LAMP)	W
BODY 13 (WATER/LAMP)	Br/Y
BODY 23 (SUNSHADING)	Br/W





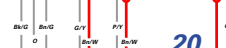
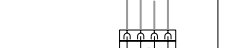
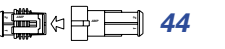



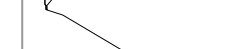
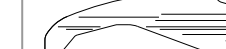


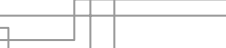
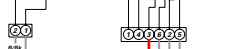
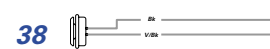
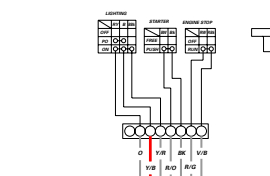
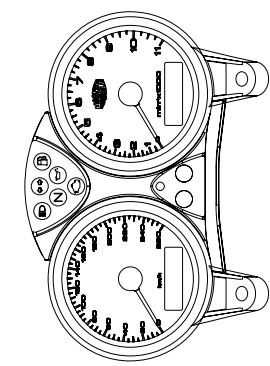
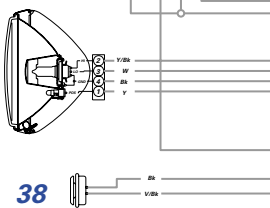
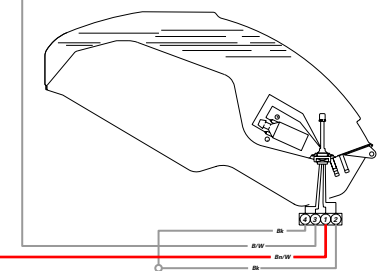
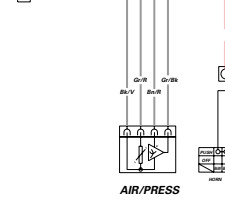
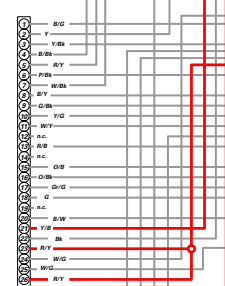
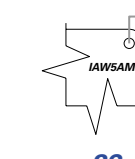


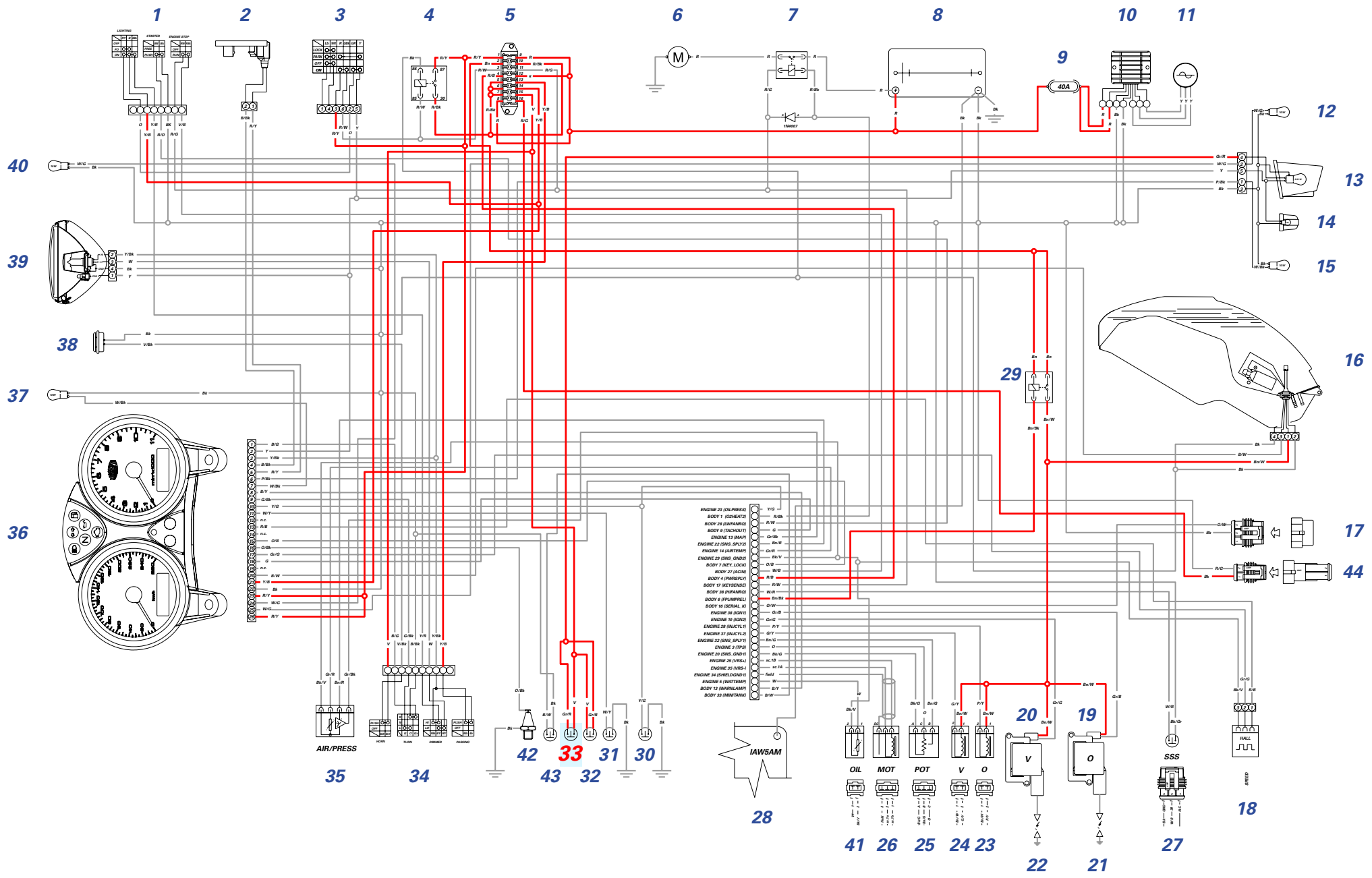




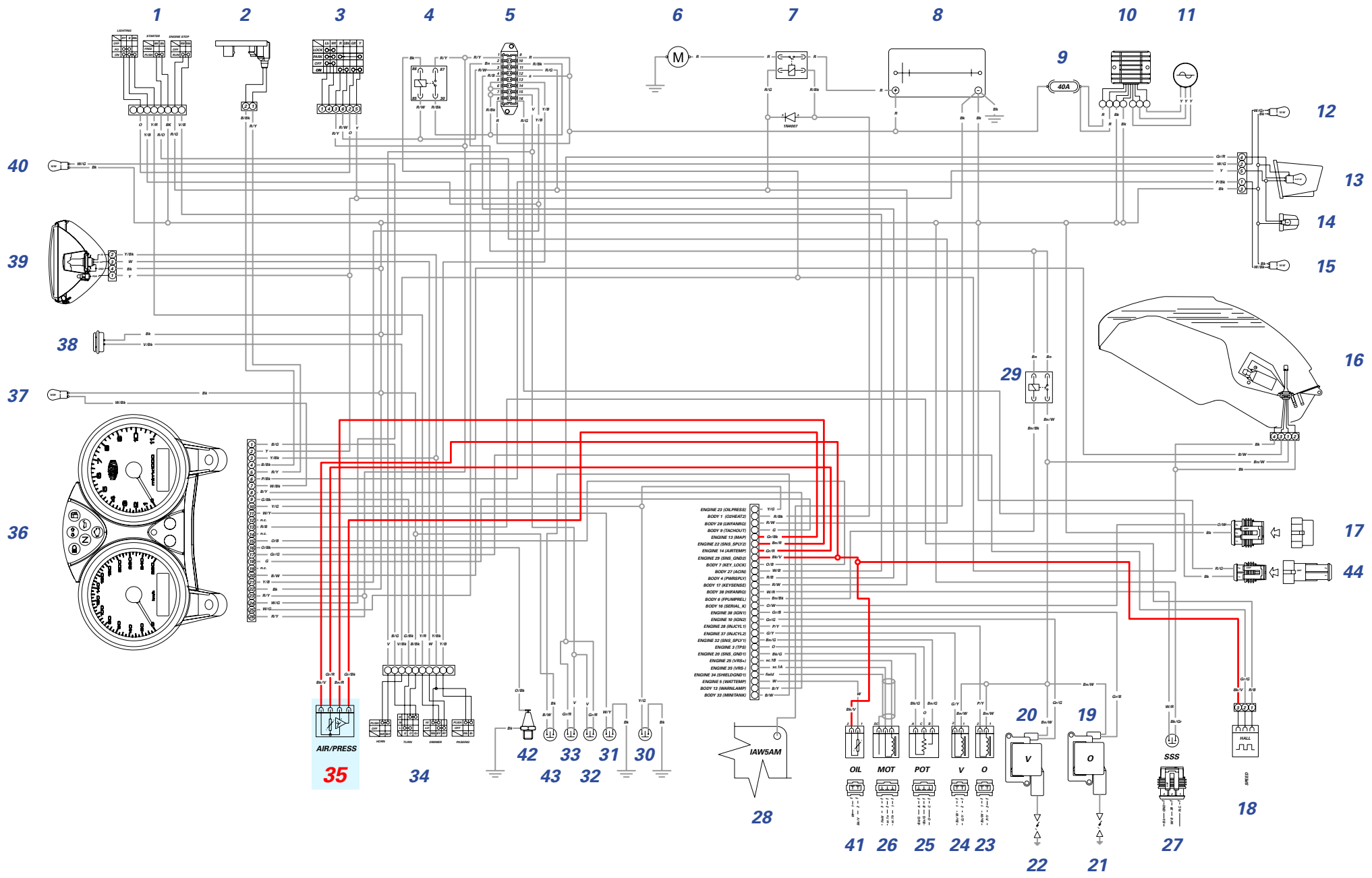
1  
2  
3  
4  
5  
6  
7  
8  
9  
10  
11  
12  
13  
14  
15  
16  
17  
18  
19  
20  
21  
22  
23  
24  
25  
26  
27  
28  
30  
31  
32  
33  
34  
35  
36  
37  
38  
39  
40  
41  
42  
43  
44

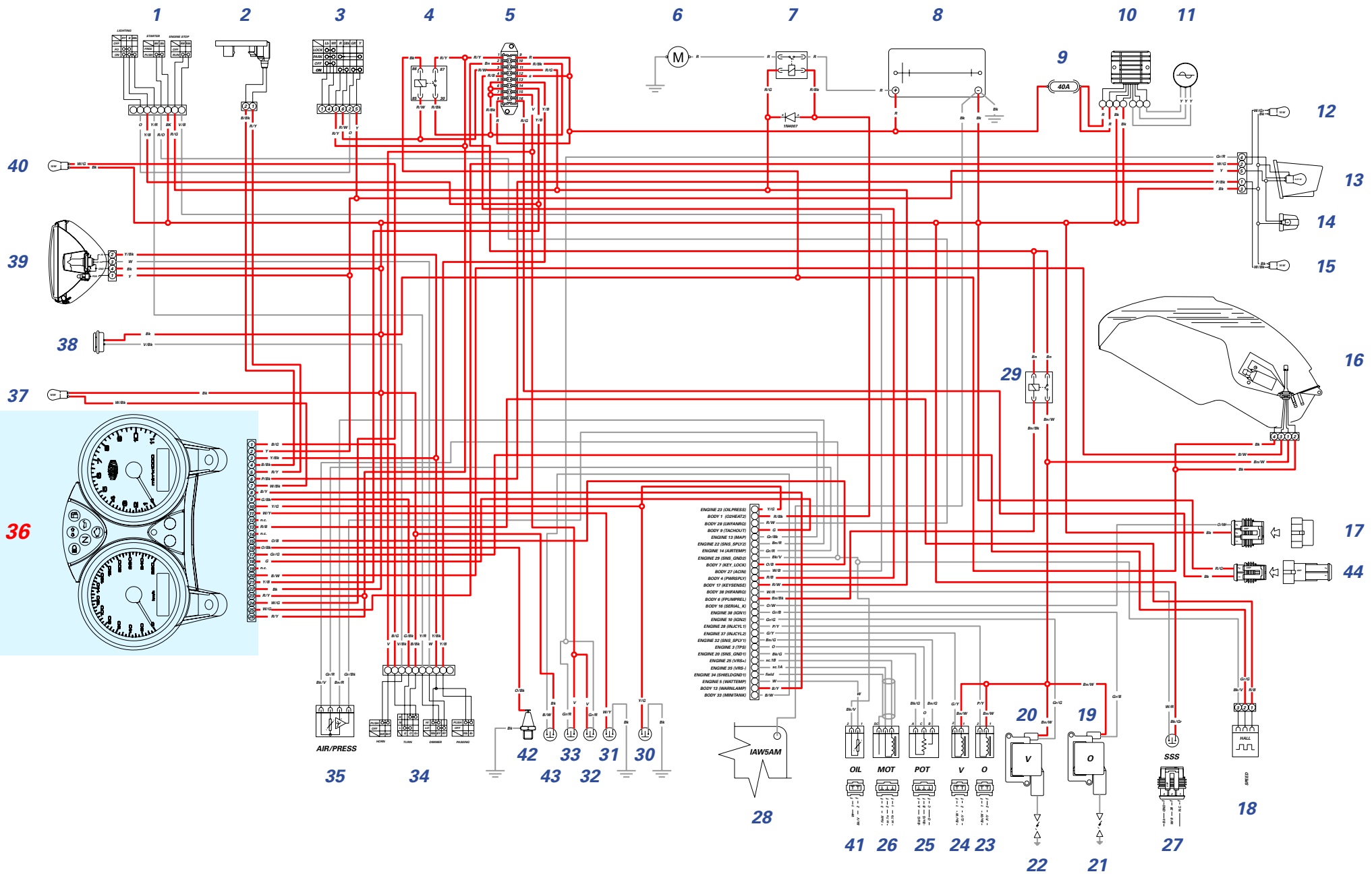
- ENGINE 23 (OILPRESS)
- BODY 1 (DOORHEATZ)
- BODY 23 (SUNWARMING)
- BODY 3 (FRACHOUT)
- ENGINE 13 (JAMM)
- ENGINE 21 (SUNG. SPRAY)
- ENGINE 14 (AIRTEMP)
- ENGINE 39 (SUNG. SENS)
- BODY 2 (KEY LACK)
- BODY 27 (ACDN)
- BODY 4 (PRESSURE)
- BODY 17 (REVERSE)
- BODY 26 (INSTRUMENT)
- BODY 4 (SUNWARMING)
- BODY 18 (SERIAL. A)
- ENGINE 38 (ROV)
- ENGINE 18 (SUNG)
- ENGINE 28 (INACTYL)
- ENGINE 27 (INACTYL)
- ENGINE 21 (SUNG. SPRAY)
- ENGINE 3 (TP)
- ENGINE 20 (SUNG. SENS)
- ENGINE 25 (VIBRA)
- ENGINE 35 (VIBS)
- ENGINE 35 (SHELLEDGUY)
- ENGINE 5 (WATTEMP)
- BODY 13 (INSTRUMENT)
- BODY 22 (INSTRUMENT)











36

40

39

38

37

12

13

14

15

16

17

44

35

34

42

43

33

31

30

28

41

26

25

24

23

22

21

20

19

18

27

29

9

1

2

3

4

5

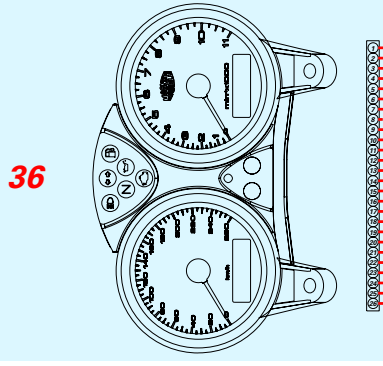
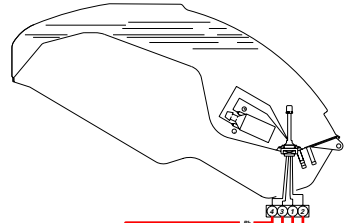
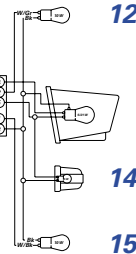
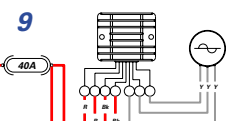
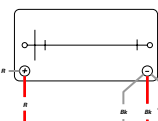
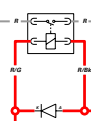
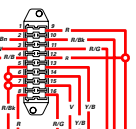
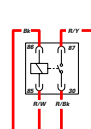
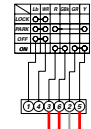
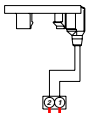
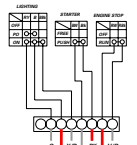
6

7

8

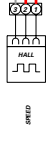
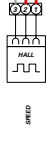
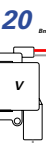
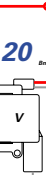
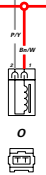
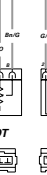
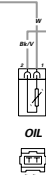
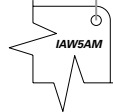
10

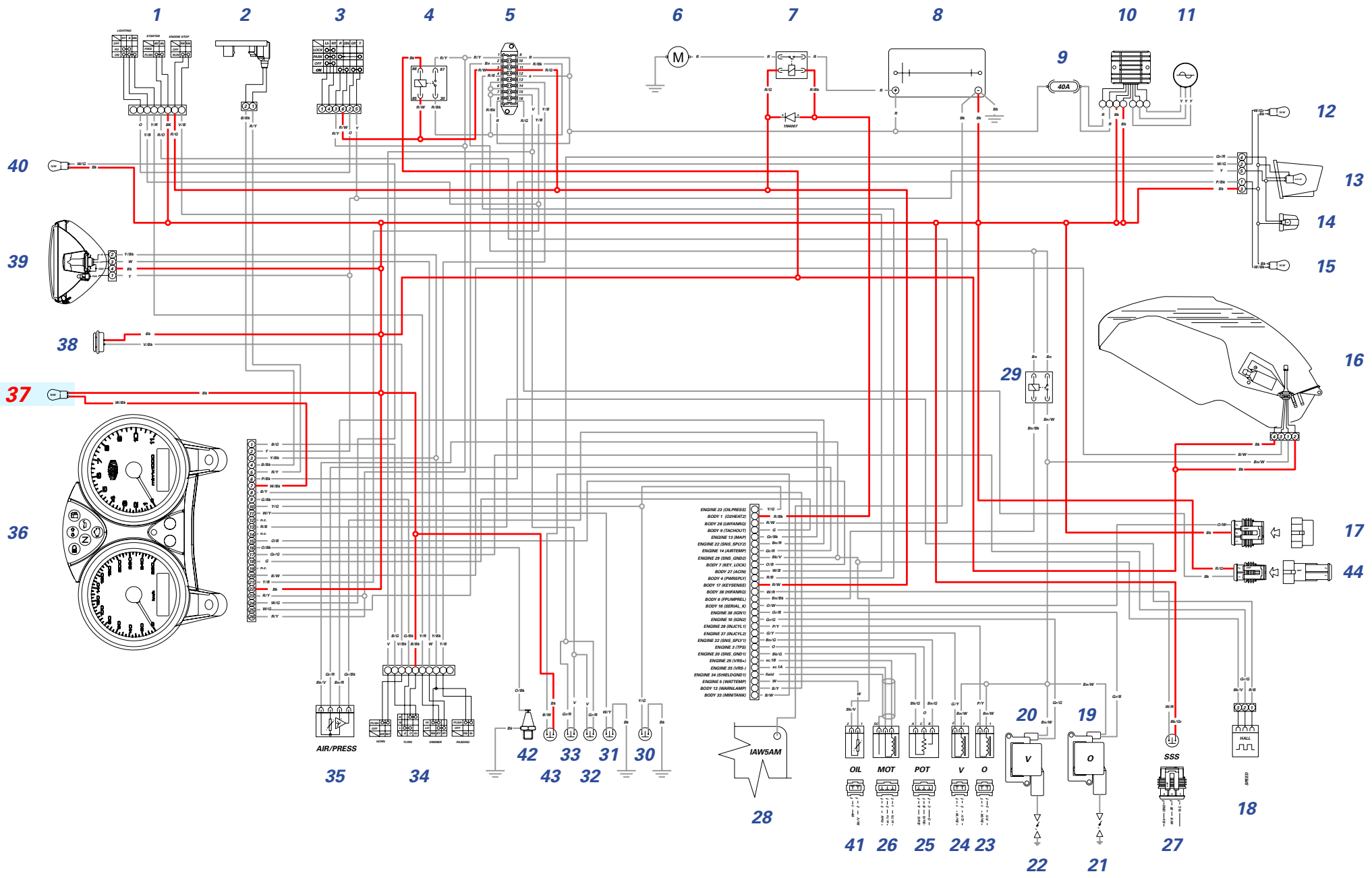
11



- 1
- 2
- 3
- 4
- 5
- 6
- 7
- 8
- 9
- 10
- 11
- 12
- 13
- 14
- 15
- 16
- 17
- 18
- 19
- 20
- 21
- 22
- 23
- 24
- 25
- 26
- 27
- 28
- 29
- 30
- 31
- 32
- 33
- 34
- 35
- 36
- 37
- 38
- 39
- 40
- 41
- 42
- 43
- 44

- ENGINE 23 (OLPRESS)
- BODY 1 (OILHEATZ)
- BODY 2 (SUNWARM)
- BODY 3 (TRACHOUT)
- ENGINE 13 (JAMP)
- ENGINE 21 (SUNG. SWPR)
- ENGINE 14 (WATTEMP)
- ENGINE 29 (SUNG. SENS)
- BODY 27 (ACDN)
- BODY 4 (PUMPSEN)
- BODY 17 (REVERSE)
- BODY 26 (INWARM)
- BODY 6 (SUNWARM)
- BODY 18 (SERIAL AL)
- ENGINE 38 (HORN)
- ENGINE 16 (SUNG)
- ENGINE 28 (INACTYL)
- ENGINE 27 (INACTYL)
- ENGINE 21 (SUNG. SWPR)
- ENGINE 31 (TPR)
- ENGINE 29 (SUNG. SENS)
- ENGINE 28 (VRS)
- ENGINE 39 (VRS)
- ENGINE 35 (SMELLEDG)
- ENGINE 5 (WATTEMP)
- BODY 13 (SMARLAMP)
- BODY 22 (SUNWARM)





1

2

3

4

5

6

7

8

10

11

40

39

38

37

36

12

13

14

15

16

17

44

- Y
- Y/GB
- B/GB
- B/Y
- W/GB
- W/Y
- A/C
- B/B
- A/C
- O/B
- O/Y
- A/C
- G
- B/W
- B
- B/Y
- W/C
- W/G
- B/Y

AIR/PRESS

35

34

O/B

42

V

43

W/Y

31

W/C

30

- ENGINE 23 (OILPRESS)
- BODY 1 (IGNITION)
- BODY 23 (SIGNALING)
- BODY 5 (TRACHOUT)
- ENGINE 13 (JAMP)
- ENGINE 21 (SING. SW/PS)
- ENGINE 14 (AIRTEMP)
- ENGINE 29 (SING. SENS)
- BODY 2 (KEY LOCK)
- BODY 27 (ACDM)
- BODY 4 (P/SENSE)
- BODY 17 (REVERSE)
- BODY 28 (INACTYL)
- BODY 4 (S/P/SENSE)
- BODY 18 (SERIAL A)
- ENGINE 38 (BODY)
- ENGINE 18 (SING)
- ENGINE 28 (INACTYL)
- ENGINE 27 (INACTYL)
- ENGINE 21 (SING. SW/PS)
- ENGINE 3 (TP)
- ENGINE 29 (SING. SENS)
- ENGINE 28 (V/RS)
- ENGINE 28 (V/RS)
- ENGINE 28 (SING. SENS)
- ENGINE 5 (WATERTEMP)
- BODY 13 (SWAR/LAMP)
- BODY 13 (SWAR/LAMP)



28

OIL

MOT

POT

V

O

20

19

SSS

27

WALL

SPEED

18

41

26

25

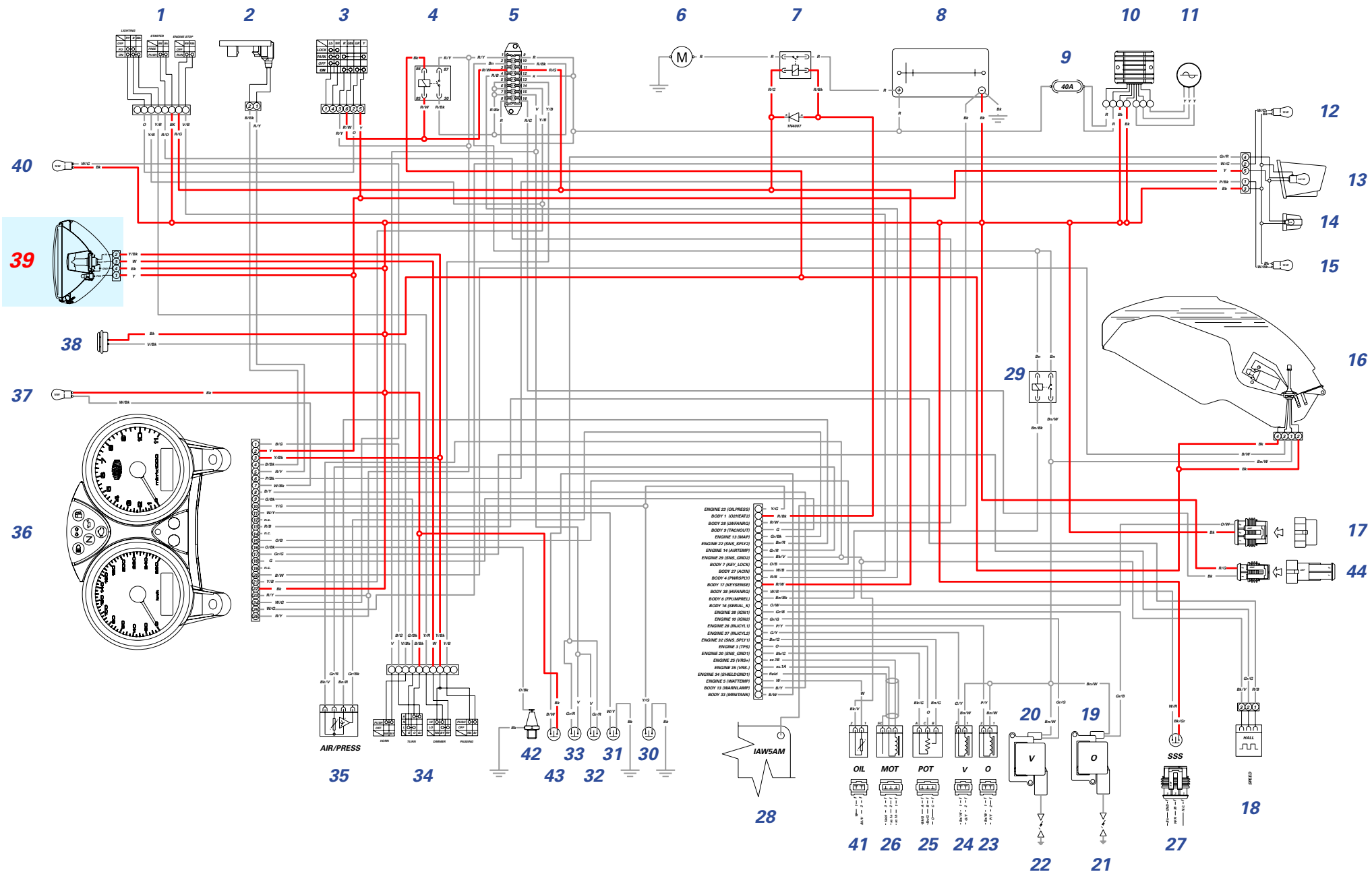
24

23

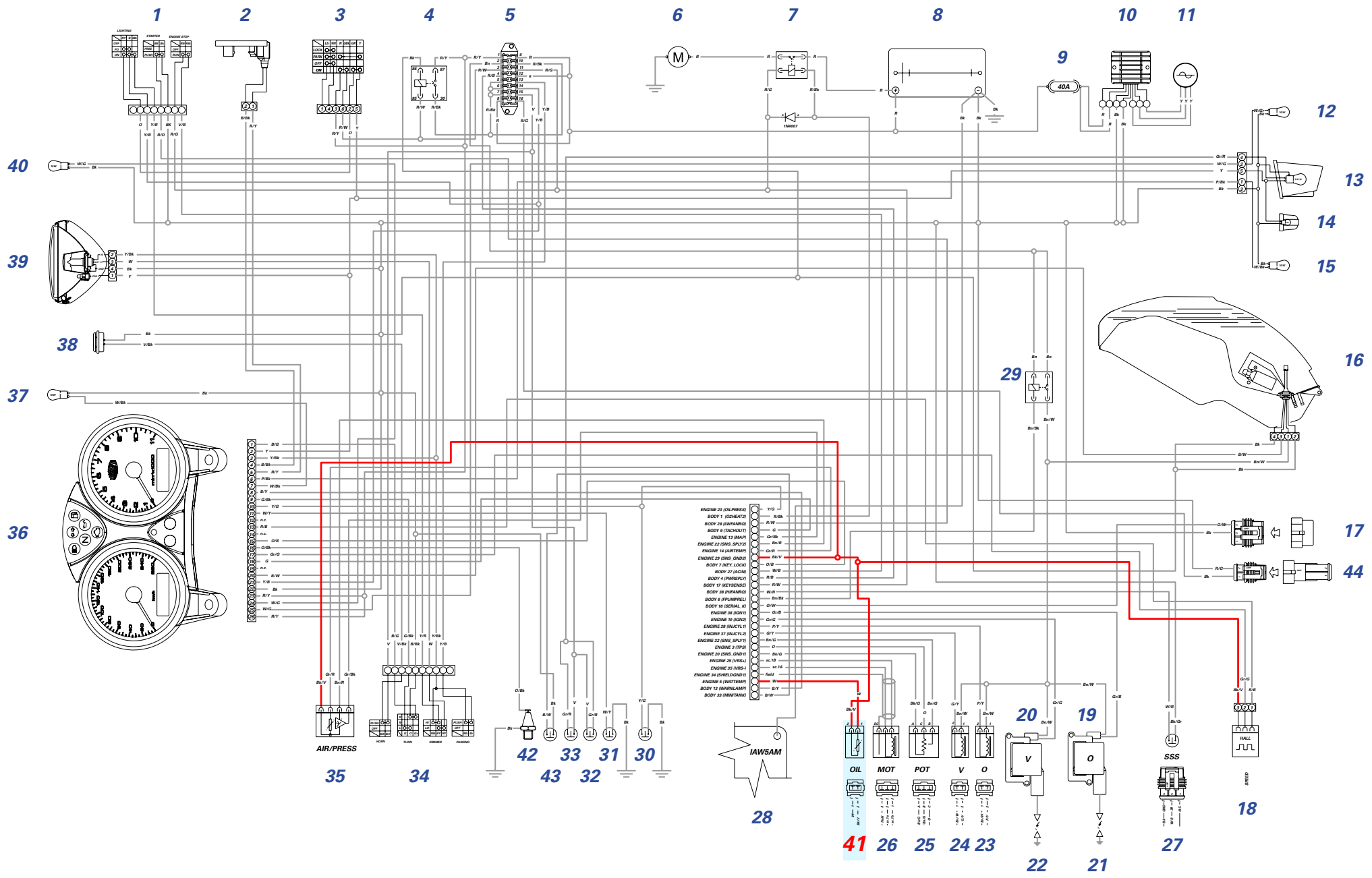
22

21









Y	B/G
Y/B	Y/B
B/GR	P/GR
B/Y	B/Y
G/GR	G/GR
W/Y	W/Y
A/C	A/C
B/B	B/B
O/S	O/S
O/GR	O/GR
A/C	G
Y/B	B/W
B	B
B/Y	W/G
W/G	B/Y

ENGINE 23 (OILPRESS)	Y/G
BODY 1 (DOORHEAT)	B/B
BODY 23 (SUNSHINE)	B/W
BODY 3 (TRACHOUT)	G
ENGINE 13 (JAMP)	O/GR
ENGINE 21 (SUNG. SWIP)	B/W
ENGINE 14 (AIRTEMP)	O/R
ENGINE 39 (SUNG. SENS)	B/Y
BODY 2 (KEY LOCK)	W/B
BODY 27 (ACDM)	W/B
BODY 4 (PUMP/DR)	B/B
BODY 17 (REVERSE)	B/W
BODY 26 (SPARKING)	W/B
BODY 4 (SPARKING)	B/W
BODY 18 (SERIAL A)	O/W
ENGINE 38 (ROV)	O/GR
ENGINE 18 (SUNG)	O/GR
ENGINE 28 (INACTYL)	P/Y
ENGINE 27 (INACTYL)	O/Y
ENGINE 21 (SUNG. SWIP)	B/W
ENGINE 3 (TP)	O
ENGINE 29 (SUNG. SENS)	B/GR
ENGINE 28 (VRS)	A/GR
ENGINE 39 (VRS)	A/TA
ENGINE 35 (SHELLED/ST)	W/B
ENGINE 5 (WATTEMP)	B
BODY 13 (SWAR/LAMP)	B/Y
BODY 23 (SUNSHINE)	O/W

